



# SZABO SCANDIC

Part of Europa Biosite

## Produktinformation



Forschungsprodukte & Biochemikalien



Zellkultur & Verbrauchsmaterial



Diagnostik & molekulare Diagnostik



Laborgeräte & Service

Weitere Information auf den folgenden Seiten!  
See the following pages for more information!



### Lieferung & Zahlungsart

siehe unsere [Liefer- und Versandbedingungen](#)

### Zuschläge

- Mindermengenzuschlag
- Trockeneiszuschlag
- Gefahrgutzuschlag
- Expressversand

### SZABO-SCANDIC HandelsgmbH

Quellenstraße 110, A-1100 Wien

T. +43(0)1 489 3961-0

F. +43(0)1 489 3961-7

[mail@szabo-scandic.com](mailto:mail@szabo-scandic.com)

[www.szabo-scandic.com](http://www.szabo-scandic.com)

[linkedin.com/company/szaboscandic](https://www.linkedin.com/company/szaboscandic) 

# Goat Anti-Mouse IgM (Mu chain) antibody, pre-adsorbed (Biotin)

**Cat. No. GTX04192-02**

<b>Host</b>	Goat
<b>Clonality</b>	Polyclonal
<b>Isotype</b>	IgG
<b>Application</b>	WB, ICC/IF, IHC-P, IHC-Fr, FACS, IP, ELISA, Activation, EM, ELISPOT, Purification
<b>Reactivity</b>	Mouse

**Package**  
1 mg

## APPLICATION

### Application Note

\*Optimal dilutions/concentrations should be determined by the researcher.

Suggested dilution	Recommended dilution
WB	Assay dependent
ICC/IF	Assay dependent
IHC-P	Assay dependent
IHC-Fr	Assay dependent
FACS	≤ 1 µg/10 <sup>6</sup> cells
IP	Assay dependent
ELISA	1:5000-1:20000
Activation	Assay dependent
EM	Assay dependent
ELISPOT	Assay dependent
Purification	Assay dependent

**Note : The suggested use of these reagents is in a final volume of 100µl.**

Not tested in other applications.

**Product Note** Pre-adsorbed with Mouse IgG and IgA; human immunoglobulins and pooled sera. May react with immunoglobulins from other species.

## PROPERTIES

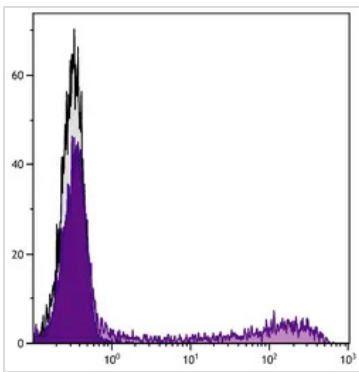
<b>Form</b>	Liquid
<b>Buffer</b>	PBS
<b>Preservative</b>	0.09% sodium azide
<b>Storage</b>	Store as concentrated solution. Centrifuge briefly prior to opening vial. Store at 4°C.



For full product information, images and publications, please visit our [website](#).

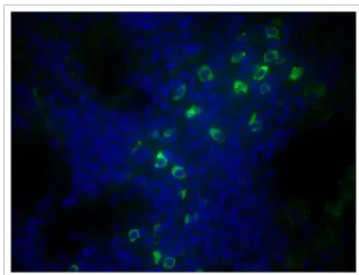
<b>Concentration</b>	0.5 mg/ml (Please refer to the vial label for the specific concentration.)
<b>Immunogen</b>	Pooled antisera from goats hyperimmunized with mouse IgM
<b>Purification</b>	Purified by antigen-affinity chromatography
<b>Conjugation</b>	Biotin
<b>Note</b>	For laboratory research use only. Not for any clinical, therapeutic, or diagnostic use in humans or animals. Not for animal or human consumption.  Purchasers shall not, and agree not to enable third parties to, analyze, copy, reverse engineer or otherwise attempt to determine the structure or sequence of the product.

## DATA IMAGES



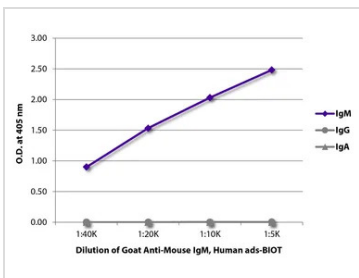
**GTX04192-02 FACS Image**

FACS analysis of human peripheral blood lymphocytes using Mouse Anti-Human CD57 antibody followed by GTX04192-02 Goat Anti-Mouse IgM (Mu chain) antibody, pre-adsorbed (Biotin) and Streptavidin (FITC).



**GTX04192-02 IHC-P Image**

IHC-P analysis of mouse lymph node tissue using GTX04192-02 Goat Anti-Mouse IgM (Mu chain) antibody, pre-adsorbed (Biotin) followed by Streptavidin (FITC).



**GTX04192-02 ELISA Image**

ELISA analysis of purified mouse immunoglobulins using serially diluted GTX04192-02 Goat Anti-Mouse IgM (Mu chain) antibody, pre-adsorbed (Biotin) followed by Streptavidin (HRP).



For full product information, images and publications, please visit our [website](#).