



SZABO SCANDIC

Part of Europa Biosite

Produktinformation



Forschungsprodukte & Biochemikalien



Zellkultur & Verbrauchsmaterial



Diagnostik & molekulare Diagnostik



Laborgeräte & Service

Weitere Information auf den folgenden Seiten!
See the following pages for more information!



Lieferung & Zahlungsart

siehe unsere [Liefer- und Versandbedingungen](#)

Zuschläge

- Mindermengenzuschlag
- Trockeneiszuschlag
- Gefahrgutzuschlag
- Expressversand

SZABO-SCANDIC HandelsgmbH

Quellenstraße 110, A-1100 Wien

T. +43(0)1 489 3961-0

F. +43(0)1 489 3961-7

mail@szabo-scandic.com

www.szabo-scandic.com

[linkedin.com/company/szaboscandic](https://www.linkedin.com/company/szaboscandic) 

Goat Anti-Mouse IgM (Mu chain) antibody, pre-adsorbed (TRITC)

Cat. No. GTX04192-25

Host	Goat
Clonality	Polyclonal
Isotype	IgG
Application	WB, ICC/IF, IHC-P, IHC-Fr, FACS, IP, ELISA, Activation, EM, ELISPOT, Purification
Reactivity	Mouse

Package
1 mg

APPLICATION

Application Note

*Optimal dilutions/concentrations should be determined by the researcher.

Suggested dilution	Recommended dilution
WB	Assay dependent
ICC/IF	Assay dependent
IHC-P	Assay dependent
IHC-Fr	Assay dependent
FACS	Assay dependent
IP	Assay dependent
ELISA	1:100-1:400
Activation	Assay dependent
EM	Assay dependent
ELISPOT	Assay dependent
Purification	Assay dependent

Not tested in other applications.

Product Note Pre-adsorbed with Mouse IgG and IgA; human immunoglobulins and pooled sera. May react with immunoglobulins from other species.

PROPERTIES

Form	Liquid
Buffer	PBS
Preservative	0.09% sodium azide
Storage	Store as concentrated solution. Centrifuge briefly prior to opening vial. Store at 4°C. Protect from light.
Concentration	1 mg/ml (Please refer to the vial label for the specific concentration.)



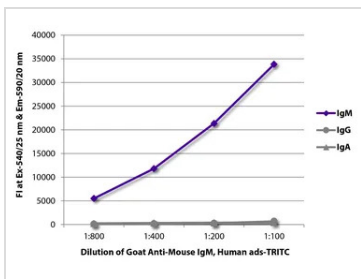
For full product information, images and publications, please visit our [website](#).

Immunogen	Pooled antisera from goats hyperimmunized with mouse IgM
Purification	Purified by antigen-affinity chromatography
Conjugation	Tetramethylrhodamine (TRITC)

For laboratory research use only. Not for any clinical, therapeutic, or diagnostic use in humans or animals. Not for animal or human consumption.

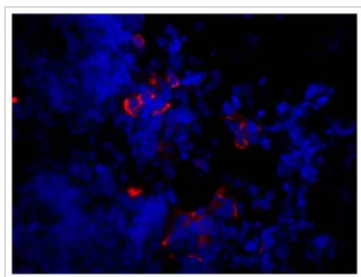
Note
 Purchasers shall not, and agree not to enable third parties to, analyze, copy, reverse engineer or otherwise attempt to determine the structure or sequence of the product.

DATA IMAGES



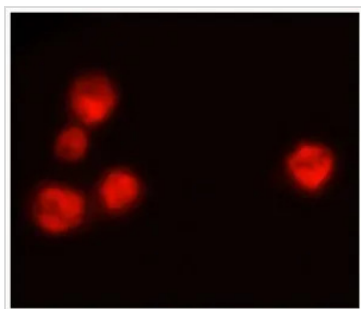
GTX04192-25 ELISA Image

ELISA analysis of purified mouse immunoglobulins using serially diluted GTX04192-25 Goat Anti-Mouse IgM (Mu chain) antibody, pre-adsorbed (TRITC).



GTX04192-25 IHC-Fr Image

IHC-Fr analysis of mouse lymph node tissue using GTX04192-25 Goat Anti-Mouse IgM (Mu chain) antibody, pre-adsorbed (TRITC).



GTX04192-25 ICC/IF Image

ICC/IF analysis of Wdpks1Δ-1 yeast cells treated with liquid nitrogen using melanin antibody followed by GTX04192-25 Goat Anti-Mouse IgM (Mu chain) antibody, pre-adsorbed (TRITC).



For full product information, images and publications, please visit our [website](#).