



SZABO SCANDIC

Part of Europa Biosite

Produktinformation



Forschungsprodukte & Biochemikalien



Zellkultur & Verbrauchsmaterial



Diagnostik & molekulare Diagnostik



Laborgeräte & Service

Weitere Information auf den folgenden Seiten!
See the following pages for more information!



Lieferung & Zahlungsart

siehe unsere [Liefer- und Versandbedingungen](#)

Zuschläge

- Mindermengenzuschlag
- Trockeneiszuschlag
- Gefahrgutzuschlag
- Expressversand

SZABO-SCANDIC HandelsgmbH

Quellenstraße 110, A-1100 Wien

T. +43(0)1 489 3961-0

F. +43(0)1 489 3961-7

mail@szabo-scandic.com

www.szabo-scandic.com

[linkedin.com/company/szaboscandic](https://www.linkedin.com/company/szaboscandic) 

Goat Anti-Mouse IgA (Heavy chain) antibody, pre-adsorbed (FITC)

Cat. No. GTX04200-06

Host	Goat
Clonality	Polyclonal
Isotype	IgG
Application	WB, ICC/IF, IHC-P, IHC-Fr, FACS, ELISA, Depletion, ELISPOT
Reactivity	Mouse

Package
1 mg

APPLICATION

Application Note

*Optimal dilutions/concentrations should be determined by the researcher.

Suggested dilution	Recommended dilution
WB	Assay dependent
ICC/IF	Assay dependent
IHC-P	Assay dependent
IHC-Fr	Assay dependent
FACS	$\leq 1 \mu\text{g}/10^6\text{cells}$
ELISA	1:100-1:400
Depletion	Assay dependent
ELISPOT	Assay dependent

Note : The suggested use of these reagents is in a final volume of 100 μl .

Not tested in other applications.

Product Note Pre-adsorbed with Mouse IgG and IgM. May react with immunoglobulins from other species.

PROPERTIES

Form	Liquid
Buffer	PBS
Preservative	0.09% sodium azide
Storage	Store as concentrated solution. Centrifuge briefly prior to opening vial. Store at 4°C. Protect from light.
Concentration	1 mg/ml (Please refer to the vial label for the specific concentration.)
Immunogen	Pooled antisera from goats hyperimmunized with mouse IgA
Purification	Purified by antigen-affinity chromatography



For full product information, images and publications, please visit our [website](#).

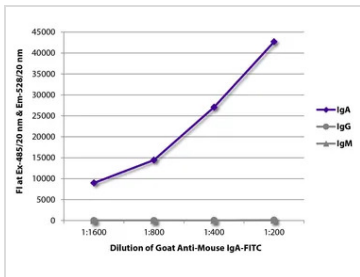
Date 2024 / 01 / 08 Page 1 of 2

Conjugation Fluorescein isothiocyanate (FITC)

For laboratory research use only. Not for any clinical, therapeutic, or diagnostic use in humans or animals. Not for animal or human consumption.

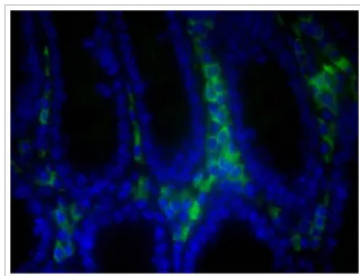
Note Purchasers shall not, and agree not to enable third parties to, analyze, copy, reverse engineer or otherwise attempt to determine the structure or sequence of the product.

DATA IMAGES



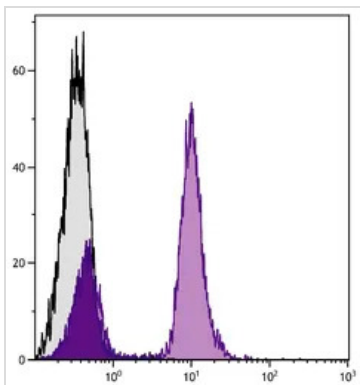
GTX04200-06 ELISA Image

ELISA analysis of purified mouse immunoglobulins using serially diluted GTX04200-06 Goat Anti-Mouse IgA (Heavy chain) antibody, pre-adsorbed (FITC).



GTX04200-06 IHC-P Image

IHC-P analysis of mouse colon tissue using GTX04200-06 Goat Anti-Mouse IgA (Heavy chain) antibody, pre-adsorbed (FITC).



GTX04200-06 FACS Image

FACS analysis of BALB/c mouse splenocytes using Mouse Anti-Mouse CD19 antibody followed by GTX04200-06 Goat Anti-Mouse IgA (Heavy chain) antibody, pre-adsorbed (FITC).



For full product information, images and publications, please visit our [website](#).