



SZABO SCANDIC

Part of Europa Biosite

Produktinformation



Forschungsprodukte & Biochemikalien



Zellkultur & Verbrauchsmaterial



Diagnostik & molekulare Diagnostik



Laborgeräte & Service

Weitere Information auf den folgenden Seiten!
See the following pages for more information!



Lieferung & Zahlungsart

siehe unsere [Liefer- und Versandbedingungen](#)

Zuschläge

- Mindermengenzuschlag
- Trockeneiszuschlag
- Gefahrgutzuschlag
- Expressversand

SZABO-SCANDIC HandelsgmbH

Quellenstraße 110, A-1100 Wien

T. +43(0)1 489 3961-0

F. +43(0)1 489 3961-7

mail@szabo-scandic.com

www.szabo-scandic.com

[linkedin.com/company/szaboscandic](https://www.linkedin.com/company/szaboscandic) 

Mouse TGF beta 1 protein, His tag (active)

Cat. No. GTX04319-pro

Application	WB, Functional Assay, Neutralizing/Inhibition
Species	Mouse

Package
10 µg

APPLICATION

Calculated MW	14.1 kDa. (Note)
Observed MW	16 kDa.


PROPERTIES

Form	Lyophilized powder
Buffer	Reconstitute in 20mM Tris, 150mM NaCl pH8.0 to a concentration of 0.1-1.0 mg/mL. Do not vortex. Lyophilized from 20mM Tris, 150mM NaCl pH8.0, 0.05% sarcosyl, 5% trehalose.
Preservative	5% Proclin300
Storage	Store at -20°C or below. After reconstitution, keep as concentrated solution. Aliquot and store at -20°C or below. Avoid freeze-thaw cycles.
Region/Sequence	N-terminal His-tag, Ala279~Ser390 (NP_035707.1)
Expression System	E. coli
Purity	> 97%
Endotoxin	<1.0EU per 1µg (determined by the LAL method)
Conjugation	Unconjugated
Note	<p>For laboratory research use only. Not for any clinical, therapeutic, or diagnostic use in humans or animals. Not for animal or human consumption.</p> <p>Purchasers shall not, and agree not to enable third parties to, analyze, copy, reverse engineer or otherwise attempt to determine the structure or sequence of the product.</p>



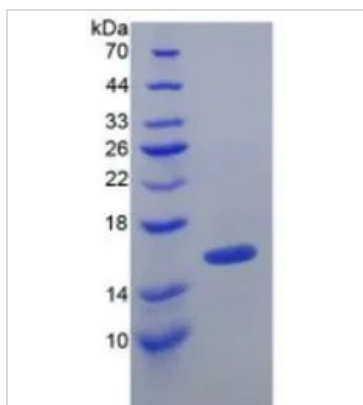
For full product information, images and publications, please visit our [website](#).

DATA IMAGES



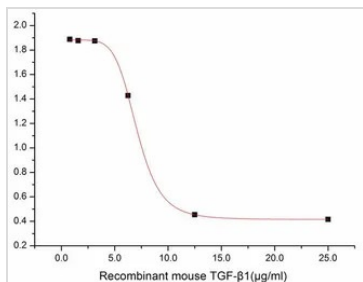
GTX04319-pro WB Image

WB analysis of GTX04319-pro Mouse TGF beta 1 protein, His tag (active) using Mouse TGFb1 antibody.



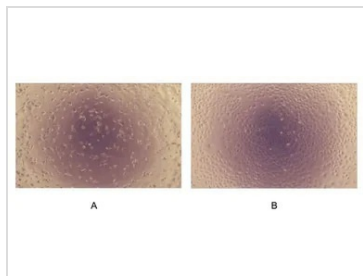
GTX04319-pro Image

SDS-PAGE of GTX04319-pro Mouse TGF beta 1 protein, His tag (active).



GTX04319-pro Neutralizing/Inhibition Image

Cell viability was assessed by CCK-8 assay after incubation with recombinant GTX04319-pro Mouse TGF beta 1 protein, His tag (active) for 48h.
ED50 : 7.1µg/mL



GTX04319-pro Functional Assay Image

Cell proliferation effect of GTX04319-pro Mouse TGF beta 1 protein, His tag (active) 48h observed by inverted microscope.

- (A) A549 cells cultured in DMEM, stimulated with 12.5µg/mL TGF-β1
- (B) Unstimulated A549 cells cultured in DMEM



For full product information, images and publications, please visit our [website](#).