



# SZABO SCANDIC

Part of Europa Biosite

## Produktinformation



Forschungsprodukte & Biochemikalien



Zellkultur & Verbrauchsmaterial



Diagnostik & molekulare Diagnostik



Laborgeräte & Service

Weitere Information auf den folgenden Seiten!  
See the following pages for more information!



### Lieferung & Zahlungsart

siehe unsere [Liefer- und Versandbedingungen](#)

### Zuschläge

- Mindermengenzuschlag
- Trockeneiszuschlag
- Gefahrgutzuschlag
- Expressversand

### SZABO-SCANDIC HandelsgmbH

Quellenstraße 110, A-1100 Wien

T. +43(0)1 489 3961-0

F. +43(0)1 489 3961-7

[mail@szabo-scandic.com](mailto:mail@szabo-scandic.com)

[www.szabo-scandic.com](http://www.szabo-scandic.com)

[linkedin.com/company/szaboscandic](https://www.linkedin.com/company/szaboscandic) 

## Cytokeratin 18 antibody [MSVA-118R] HistoMAX™

Cat. No. GTX04374

Host	Rabbit
Clonality	Monoclonal
Isotype	IgG
Application	IHC-P
Reactivity	Human

## Package

500 µl, 100 µl

## PRODUCT

This antibody was validated on 76 different Normal Tissues by IHC-P.

## Summary

[Go to Normal Tissue Gallery](#)
[Go to Cancer Tissue Gallery](#)

## APPLICATION

## Application Note

\*Optimal dilutions/concentrations should be determined by the researcher.

Suggested dilution	Recommended dilution
IHC-P	1:100-1:200

**Note : Manual staining : Heat-induced antigen retrieval for 5 minutes in an autoclave at 121°C in pH 9.0 Tris-EDTA-based Target Retrieval Solution buffer. Based on the testing result, the pH 9.0 showed a strongest staining pattern. The pH 7.8 is acceptable but lower pH results in a significant reduction of sensitivity.**

**This antibody has been validated by Autostainer including Agilent/Dako - Autostainer Link 48, Bond RX-Lecia, and Roche-Ventana Discovery ULTRA. The detailed steps by Autostainer please refer to the protocol.**

Not tested in other applications.

Calculated MW 48 kDa. ([Note](#))

## PROPERTIES

Form	Liquid
Buffer	PBS, 0.05% BSA (Please contact us for PBS only format)
Preservative	0.05% sodium azide
Storage	Store as concentrated solution. Centrifuge briefly prior to opening vial. For short-term storage (1-2 weeks), store at 4°C. For long-term storage, aliquot and store at -20°C or below. Avoid multiple freeze-thaw cycles.
Concentration	0.2 mg/ml (Please refer to the vial label for the specific concentration.)
Immunogen	Recombinant human full-length KRT18 protein



For full product information, images and publications, please visit our [website](#).

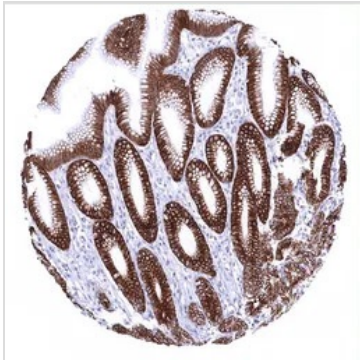
**Purification** Protein A/G purified

**Conjugation** Unconjugated

**Note** For laboratory research use only. Not for any clinical, therapeutic, or diagnostic use in humans or animals. Not for animal or human consumption.

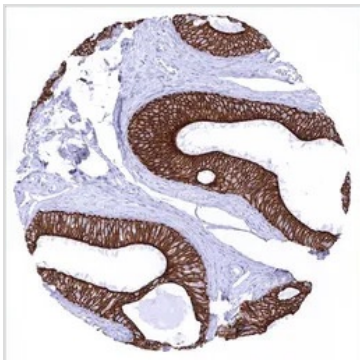
Purchasers shall not, and agree not to enable third parties to, analyze, copy, reverse engineer or otherwise attempt to determine the structure or sequence of the product.

DATA IMAGES



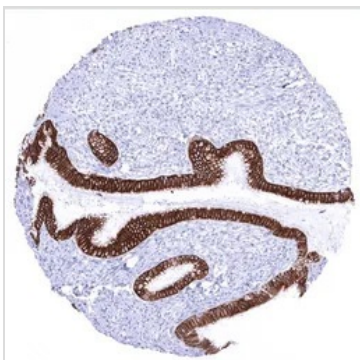
**GTX04374 IHC-P Image**

IHC-P analysis of human stomach antrum tissue section using GTX04374 Cytokeratin 18 antibody [MSVA-118R] HistoMAX™.



**GTX04374 IHC-P Image**

IHC-P analysis of human epididymis tissue section using GTX04374 Cytokeratin 18 antibody [MSVA-118R] HistoMAX™.



**GTX04374 IHC-P Image**

IHC-P analysis of human endocervix tissue section using GTX04374 Cytokeratin 18 antibody [MSVA-118R] HistoMAX™.



For full product information, images and publications, please visit our [website](#).