



# SZABO SCANDIC

Part of Europa Biosite

## Produktinformation



Forschungsprodukte & Biochemikalien



Zellkultur & Verbrauchsmaterial



Diagnostik & molekulare Diagnostik



Laborgeräte & Service

Weitere Information auf den folgenden Seiten!  
See the following pages for more information!



### Lieferung & Zahlungsart

siehe unsere [Liefer- und Versandbedingungen](#)

### Zuschläge

- Mindermengenzuschlag
- Trockeneiszuschlag
- Gefahrgutzuschlag
- Expressversand

### SZABO-SCANDIC HandelsgmbH

Quellenstraße 110, A-1100 Wien

T. +43(0)1 489 3961-0

F. +43(0)1 489 3961-7

[mail@szabo-scandic.com](mailto:mail@szabo-scandic.com)

[www.szabo-scandic.com](http://www.szabo-scandic.com)

[linkedin.com/company/szaboscandic](https://www.linkedin.com/company/szaboscandic) 

## Calponin 1 antibody [MSVA-455R] HistoMAX™

Cat. No. GTX04387

Host	Rabbit
Clonality	Monoclonal
Isotype	IgG
Application	IHC-P
Reactivity	Human

## Package

500 µl, 100 µl

## PRODUCT

This antibody was validated on 76 different Normal Tissues by IHC-P.

## Summary

[Go to Normal Tissue Gallery](#)[Go to Cancer Tissue Gallery](#)

## APPLICATION

## Application Note

\*Optimal dilutions/concentrations should be determined by the researcher.

Suggested dilution	Recommended dilution
IHC-P	1:100-1:200

**Note : Manual staining : Heat-induced antigen retrieval for 5 minutes in an autoclave at 121°C in pH 9.0 Tris-EDTA-based Target Retrieval Solution buffer. Based on the testing result, the pH 9.0 is optimal but pH 7.8 results in only slightly weaker stainings. At pH 6.0, the immunostaining is markedly reduced.**

Not tested in other applications.

Calculated MW 33 kDa. ([Note](#))

## PROPERTIES

Form	Liquid
Buffer	PBS, 0.05% BSA (Please contact us for PBS only format)
Preservative	0.05% sodium azide
Storage	Store as concentrated solution. Centrifuge briefly prior to opening vial. For short-term storage (1-2 weeks), store at 4°C. For long-term storage, aliquot and store at -20°C or below. Avoid multiple freeze-thaw cycles.
Concentration	0.2 mg/ml (Please refer to the vial label for the specific concentration.)
Immunogen	Synthetic peptide corresponding to residues on the C-terminus of human Calponin was used as an immunogen.
Purification	Protein A/G purified
Conjugation	Unconjugated



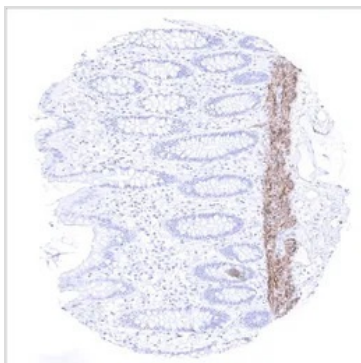
For full product information, images and publications, please visit our [website](#).

For laboratory research use only. Not for any clinical, therapeutic, or diagnostic use in humans or animals. Not for animal or human consumption.

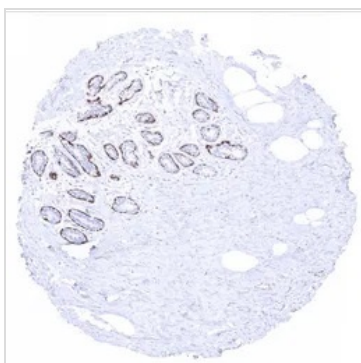
**Note**

Purchasers shall not, and agree not to enable third parties to, analyze, copy, reverse engineer or otherwise attempt to determine the structure or sequence of the product.

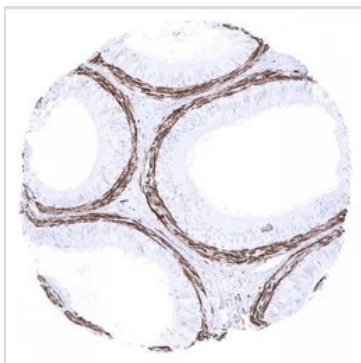
## DATA IMAGES

**GTX04387 IHC-P Image**

IHC-P analysis of human colon descendens mucosa tissue section using GTX04387 Calponin 1 antibody [MSVA-455R] HistoMAX™.

**GTX04387 IHC-P Image**

IHC-P analysis of human breast tissue section using GTX04387 Calponin 1 antibody [MSVA-455R] HistoMAX™.

**GTX04387 IHC-P Image**

IHC-P analysis of human epididymis tissue section using GTX04387 Calponin 1 antibody [MSVA-455R] HistoMAX™.



For full product information, images and publications, please visit our [website](#).