



SZABO SCANDIC

Part of Europa Biosite

Produktinformation



Forschungsprodukte & Biochemikalien



Zellkultur & Verbrauchsmaterial



Diagnostik & molekulare Diagnostik



Laborgeräte & Service

Weitere Information auf den folgenden Seiten!
See the following pages for more information!



Lieferung & Zahlungsart

siehe unsere [Liefer- und Versandbedingungen](#)

Zuschläge

- Mindermengenzuschlag
- Trockeneiszuschlag
- Gefahrgutzuschlag
- Expressversand

SZABO-SCANDIC HandelsgmbH

Quellenstraße 110, A-1100 Wien

T. +43(0)1 489 3961-0

F. +43(0)1 489 3961-7

mail@szabo-scandic.com

www.szabo-scandic.com

[linkedin.com/company/szaboscandic](https://www.linkedin.com/company/szaboscandic) 

Mammaglobin A antibody [MSVA-457R] HistoMAX™

Cat. No. GTX04406

Host	Rabbit
Clonality	Monoclonal
Isotype	IgG
Application	IHC-P
Reactivity	Human

Package

500 µl, 100 µl

PRODUCT

This antibody was validated on 76 different Normal Tissues by IHC-P.

Summary

[Go to Normal Tissue Gallery](#)
[Go to Cancer Tissue Gallery](#)

APPLICATION

Application Note

*Optimal dilutions/concentrations should be determined by the researcher.

Suggested dilution	Recommended dilution
IHC-P	1:100-1:200

Note : Manual staining : Heat-induced antigen retrieval for 5 minutes in an autoclave at 121°C in pH 9.0 Tris-EDTA-based Target Retrieval Solution buffer. Based on testing result, pH 9.0 showed a strongest staining pattern. However, pH 9.0 results in only a slight reduction of the staining intensity as compared to pH 9.0. Therefore, the pH 7.8 was an optimal for manual staining because of the better tissue preservation at pH 7.8 than at pH 9.0.

This antibody has been validated by Autostainer including Agilent/Dako - Autostainer Link 48, Bond RX-Lecia, and Roche-Ventana Discovery ULTRA. The detailed steps by Autostainer please refer to the protocol.

Not tested in other applications.

Calculated MW 10 kDa. ([Note](#))

PROPERTIES

Form	Liquid
Buffer	PBS, 0.05% BSA (Please contact us for PBS only format)
Preservative	0.05% sodium azide
Storage	Store as concentrated solution. Centrifuge briefly prior to opening vial. For short-term storage (1-2 weeks), store at 4°C. For long-term storage, aliquot and store at -20°C or below. Avoid multiple freeze-thaw cycles.
Concentration	0.2 mg/ml (Please refer to the vial label for the specific concentration.)
Immunogen	Recombinant full-length human Mammaglobin (SCGB2A2) protein



For full product information, images and publications, please visit our [website](#).

Purification Protein A/G purified

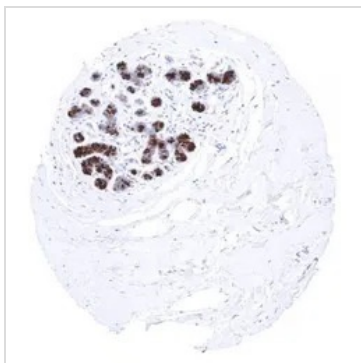
Conjugation Unconjugated

Note

For laboratory research use only. Not for any clinical, therapeutic, or diagnostic use in humans or animals. Not for animal or human consumption.

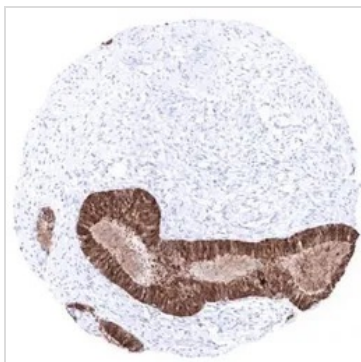
Purchasers shall not, and agree not to enable third parties to, analyze, copy, reverse engineer or otherwise attempt to determine the structure or sequence of the product.

DATA IMAGES



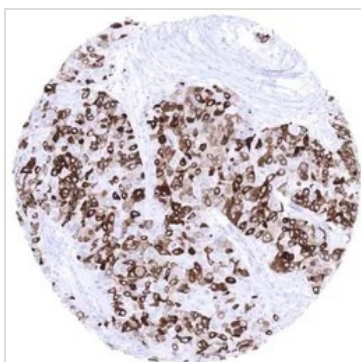
GTX04406 IHC-P Image

IHC-P analysis of human Breast tissue section using GTX04406 Mammaglobin A antibody [MSVA-457R] HistoMAX™.



GTX04406 IHC-P Image

IHC-P analysis of human Endocervix glands tissue section using GTX04406 Mammaglobin A antibody [MSVA-457R] HistoMAX™.



GTX04406 IHC-P Image

IHC-P analysis of human invasive breast cancer tissue section using GTX04406 Mammaglobin A antibody [MSVA-457R] HistoMAX™.

Invasive breast cancer of no special type (NST) with variable Mammaglobin A immunostaining in tumor cells mosaic pattern.



For full product information, images and publications, please visit our [website](https://www.genetex.com).