



# SZABO SCANDIC

Part of Europa Biosite

## Produktinformation



Forschungsprodukte & Biochemikalien



Zellkultur & Verbrauchsmaterial



Diagnostik & molekulare Diagnostik



Laborgeräte & Service

Weitere Information auf den folgenden Seiten!  
See the following pages for more information!



### Lieferung & Zahlungsart

siehe unsere [Liefer- und Versandbedingungen](#)

### Zuschläge

- Mindermengenzuschlag
- Trockeneiszuschlag
- Gefahrgutzuschlag
- Expressversand

### SZABO-SCANDIC HandelsgmbH

Quellenstraße 110, A-1100 Wien

T. +43(0)1 489 3961-0

F. +43(0)1 489 3961-7

[mail@szabo-scandic.com](mailto:mail@szabo-scandic.com)

[www.szabo-scandic.com](http://www.szabo-scandic.com)

[linkedin.com/company/szaboscandic](https://www.linkedin.com/company/szaboscandic) 

## MSH6 antibody [MSVA-906R] HistoMAX™

Cat. No. GTX04416

|             |            |
|-------------|------------|
| Host        | Rabbit     |
| Clonality   | Monoclonal |
| Isotype     | IgG        |
| Application | IHC-P      |
| Reactivity  | Human      |

## Package

500 µl, 100 µl

## PRODUCT

This antibody was validated on 76 different Normal Tissues by IHC-P.

## Summary

[Go to Normal Tissue Gallery](#)
[Go to Cancer Tissue Gallery](#)

## APPLICATION

## Application Note

\*Optimal dilutions/concentrations should be determined by the researcher.

| Suggested dilution | Recommended dilution |
|--------------------|----------------------|
| IHC-P              | 1:75-1:150           |

**Note : Manual staining : Heat-induced antigen retrieval for 5 minutes in an autoclave at 121°C in pH 7.8 Tris-EDTA-based Target Retrieval Solution buffer.**

**This antibody has been validated by Autostainer including Agilent/Dako - Autostainer Link 48 and BOND RX - Leica. The detailed steps by Autostainer please refer to the protocol.**

Not tested in other applications.

**Calculated MW** 153 kDa. ([Note](#))

## PROPERTIES

|               |                                                                                                                                                                                                                            |
|---------------|----------------------------------------------------------------------------------------------------------------------------------------------------------------------------------------------------------------------------|
| Form          | Liquid                                                                                                                                                                                                                     |
| Buffer        | PBS, 0.05% BSA (Please contact us for PBS only format)                                                                                                                                                                     |
| Preservative  | 0.05% sodium azide                                                                                                                                                                                                         |
| Storage       | Store as concentrated solution. Centrifuge briefly prior to opening vial. For short-term storage (1-2 weeks), store at 4°C. For long-term storage, aliquot and store at -20°C or below. Avoid multiple freeze-thaw cycles. |
| Concentration | 0.2 mg/ml (Please refer to the vial label for the specific concentration.)                                                                                                                                                 |
| Immunogen     | Recombinant fragment (around aa 1-100) of human MSH6 protein                                                                                                                                                               |
| Purification  | Protein A/G purified                                                                                                                                                                                                       |

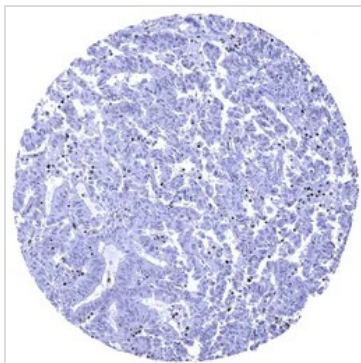


For full product information, images and publications, please visit our [website](#).

**Conjugation** Unconjugated

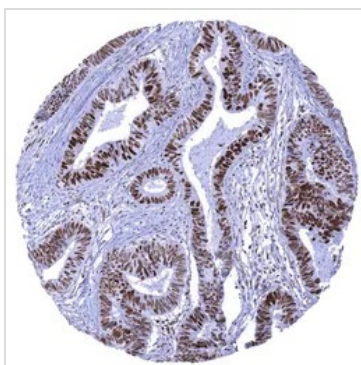
**Note** For laboratory research use only. Not for any clinical, therapeutic, or diagnostic use in humans or animals. Not for animal or human consumption.  
 Purchasers shall not, and agree not to enable third parties to, analyze, copy, reverse engineer or otherwise attempt to determine the structure or sequence of the product.

DATA IMAGES



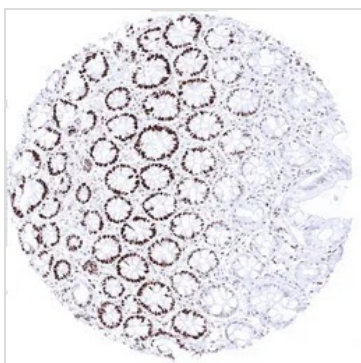
**GTX04416 IHC-P Image**

IHC-P analysis of human colorectal adenocarcinoma tissue section using GTX04416 MSH6 antibody [MSVA-906R] HistoMAX™.  
 Colorectal adenocarcinoma with strong MSH6 immunostaining in stromal and inflammatory cells but absent MSH6 staining in cancer cells.



**GTX04416 IHC-P Image**

IHC-P analysis of human colorectal adenocarcinoma tissue section using GTX04416 MSH6 antibody [MSVA-906R] HistoMAX™.



**GTX04416 IHC-P Image**

IHC-P analysis of human colon descendens mucosa tissue section using GTX04416 MSH6 antibody [MSVA-906R] HistoMAX™.



For full product information, images and publications, please visit our [website](#).