



# SZABO SCANDIC

Part of Europa Biosite

## Produktinformation



Forschungsprodukte & Biochemikalien



Zellkultur & Verbrauchsmaterial



Diagnostik & molekulare Diagnostik



Laborgeräte & Service

Weitere Information auf den folgenden Seiten!  
See the following pages for more information!



### Lieferung & Zahlungsart

siehe unsere [Liefer- und Versandbedingungen](#)

### Zuschläge

- Mindermengenzuschlag
- Trockeneiszuschlag
- Gefahrgutzuschlag
- Expressversand

### SZABO-SCANDIC HandelsgmbH

Quellenstraße 110, A-1100 Wien

T. +43(0)1 489 3961-0

F. +43(0)1 489 3961-7

[mail@szabo-scandic.com](mailto:mail@szabo-scandic.com)

[www.szabo-scandic.com](http://www.szabo-scandic.com)

[linkedin.com/company/szaboscandic](https://www.linkedin.com/company/szaboscandic) 

## Vimentin antibody [MSVA-458R] HistoMAX™

Cat. No. GTX04418

Host	Rabbit
Clonality	Monoclonal
Isotype	IgG
Application	IHC-P
Reactivity	Human

## Package

500 µl, 100 µl

## PRODUCT

This antibody was validated on 76 different Normal Tissues by IHC-P.

## Summary

[Go to Normal Tissue Gallery](#)[Go to Cancer Tissue Gallery](#)

## APPLICATION

## Application Note

\*Optimal dilutions/concentrations should be determined by the researcher.

Suggested dilution	Recommended dilution
IHC-P	1:100-1:200

**Note : Manual staining : Heat-induced antigen retrieval for 5 minutes in an autoclave at 121°C in pH 7.8 Tris-EDTA-based Target Retrieval Solution buffer.**

**This antibody has been validated by Autostainer including Agilent/Dako - Autostainer Link 48, Bond RX-Lecia, and Roche-Ventana Discovery ULTRA. The detailed steps by Autostainer please refer to the protocol.**

Not tested in other applications.

Calculated MW 54 kDa. ([Note](#))

## PROPERTIES

Form	Liquid
Buffer	PBS, 0.05% BSA (Please contact us for PBS only format)
Preservative	0.05% sodium azide
Storage	Store as concentrated solution. Centrifuge briefly prior to opening vial. For short-term storage (1-2 weeks), store at 4°C. For long-term storage, aliquot and store at -20°C or below. Avoid multiple freeze-thaw cycles.
Concentration	0.2 mg/ml (Please refer to the vial label for the specific concentration.)
Immunogen	A recombinant fragment (around aa 2-466) of human Vimentin protein
Purification	Protein A/G purified



For full product information, images and publications, please visit our [website](#).

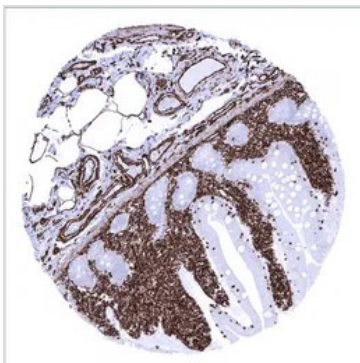
Date 2024 / 06 / 27 Page 1 of 2

**Conjugation** Unconjugated

**Note** For laboratory research use only. Not for any clinical, therapeutic, or diagnostic use in humans or animals. Not for animal or human consumption.

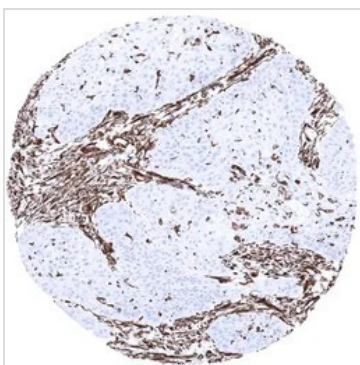
Purchasers shall not, and agree not to enable third parties to, analyze, copy, reverse engineer or otherwise attempt to determine the structure or sequence of the product.

DATA IMAGES



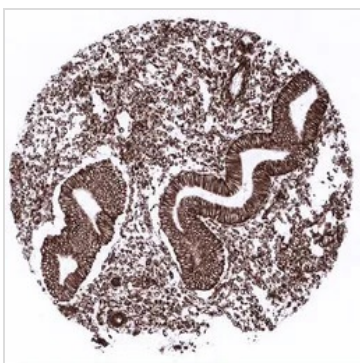
**GTX04418 IHC-P Image**

IHC-P analysis of human duodenum mucosa tissue section using GTX04418 Vimentin antibody [MSVA-458R] HistoMAX™.



**GTX04418 IHC-P Image**

IHC-P analysis of human squamous cell carcinoma tissue section using GTX04418 Vimentin antibody [MSVA-458R] HistoMAX™.  
Strong vimentin positivity of the tumor stroma in a squamous cell carcinoma.



**GTX04418 IHC-P Image**

IHC-P analysis of human endometrium tissue section using GTX04418 Vimentin antibody [MSVA-458R] HistoMAX™.



For full product information, images and publications, please visit our [website](#).