



# SZABO SCANDIC

Part of Europa Biosite

## Produktinformation



Forschungsprodukte & Biochemikalien



Zellkultur & Verbrauchsmaterial



Diagnostik & molekulare Diagnostik



Laborgeräte & Service

Weitere Information auf den folgenden Seiten!  
See the following pages for more information!



### Lieferung & Zahlungsart

siehe unsere [Liefer- und Versandbedingungen](#)

### Zuschläge

- Mindermengenzuschlag
- Trockeneiszuschlag
- Gefahrgutzuschlag
- Expressversand

### SZABO-SCANDIC HandelsgmbH

Quellenstraße 110, A-1100 Wien

T. +43(0)1 489 3961-0

F. +43(0)1 489 3961-7

[mail@szabo-scandic.com](mailto:mail@szabo-scandic.com)

[www.szabo-scandic.com](http://www.szabo-scandic.com)

[linkedin.com/company/szaboscandic](https://www.linkedin.com/company/szaboscandic) 

## TRPS1 antibody [MSVA-512R] HistoMAX™

Cat. No. GTX04485

Host	Rabbit
Clonality	Monoclonal
Isotype	IgG
Application	IHC-P
Reactivity	Human

## Package

500 µl, 100 µl

## PRODUCT

This antibody was validated on 76 different Normal Tissues by IHC-P.

## Summary

[Go to Normal Tissue Gallery](#)
[Go to Cancer Tissue Gallery](#)

## APPLICATION

## Application Note

\*Optimal dilutions/concentrations should be determined by the researcher.

Suggested dilution	Recommended dilution
IHC-P	1:100-1:200

**Note : Manual staining : Heat-induced antigen retrieval for 5 minutes in an autoclave at 121°C in pH 7.8 Tris-EDTA-based Target Retrieval Solution buffer.**

Not tested in other applications.

**Calculated MW** 142 kDa. ([Note](#))

## PROPERTIES

Form	Liquid
Buffer	PBS, 0.05% BSA (Please contact us for PBS only format)
Preservative	0.05% sodium azide
Storage	Store as concentrated solution. Centrifuge briefly prior to opening vial. For short-term storage (1-2 weeks), store at 4°C. For long-term storage, aliquot and store at -20°C or below. Avoid multiple freeze-thaw cycles.
Concentration	0.2 mg/ml (Please refer to the vial label for the specific concentration.)
Immunogen	Recombinant fragment (around aa900-1100) of human TRPS1 protein
Purification	Protein A/G purified
Conjugation	Unconjugated



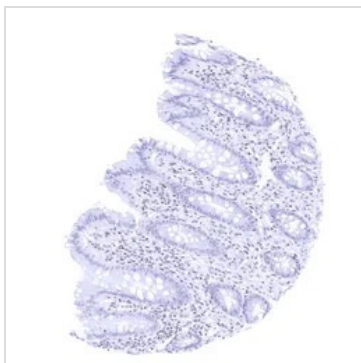
For full product information, images and publications, please visit our [website](#).

For laboratory research use only. Not for any clinical, therapeutic, or diagnostic use in humans or animals. Not for animal or human consumption.

**Note**

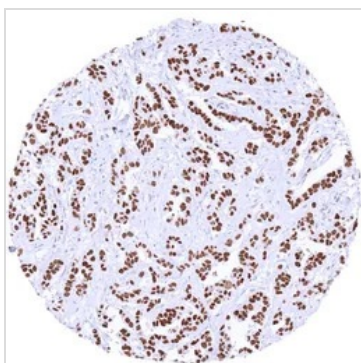
Purchasers shall not, and agree not to enable third parties to, analyze, copy, reverse engineer or otherwise attempt to determine the structure or sequence of the product.

## DATA IMAGES

**GTX04485 IHC-P Image**

IHC-P analysis of human appendiceal epithelial cells tissue section using GTX04485 TRPS1 antibody [MSVA-512R] HistoMAX™.

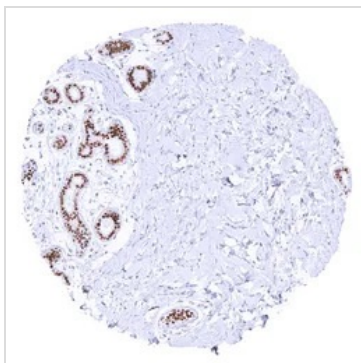
Dilution : 1:20

**GTX04485 IHC-P Image**

IHC-P analysis of human invasive breast cancer tissue section using GTX04485 TRPS1 antibody [MSVA-512R] HistoMAX™.

Invasive breast cancer of no special type NST with intense nuclear TRPS1 positivity.

Dilution : 1: 600

**GTX04485 IHC-P Image**

IHC-P analysis of human Breast tissue section using GTX04485 TRPS1 antibody [MSVA-512R] HistoMAX™.

Intense nuclear TRPS1 staining of luminal but not basal breast epithelial cells.

Dilution : 1:20



For full product information, images and publications, please visit our [website](#).