



SZABO SCANDIC

Part of Europa Biosite

Produktinformation



Forschungsprodukte & Biochemikalien



Zellkultur & Verbrauchsmaterial



Diagnostik & molekulare Diagnostik



Laborgeräte & Service

Weitere Information auf den folgenden Seiten!
See the following pages for more information!



Lieferung & Zahlungsart

siehe unsere [Liefer- und Versandbedingungen](#)

Zuschläge

- Mindermengenzuschlag
- Trockeneiszuschlag
- Gefahrgutzuschlag
- Expressversand

SZABO-SCANDIC HandelsgmbH

Quellenstraße 110, A-1100 Wien

T. +43(0)1 489 3961-0

F. +43(0)1 489 3961-7

mail@szabo-scandic.com

www.szabo-scandic.com

[linkedin.com/company/szaboscandic](https://www.linkedin.com/company/szaboscandic) 

BRG1 antibody [MSVA-397R] HistoMAX™

Cat. No. GTX04486

Host	Rabbit
Clonality	Monoclonal
Isotype	IgG
Application	IHC-P
Reactivity	Human

Package

500 µl, 100 µl

PRODUCT

This antibody was validated on 76 different Normal Tissues by IHC-P.

Summary

[Go to Normal Tissue Gallery](#)[Go to Cancer Tissue Gallery](#)

APPLICATION

Application Note

*Optimal dilutions/concentrations should be determined by the researcher.

Suggested dilution	Recommended dilution
IHC-P	1:100-1:200

Note : Manual staining : Heat-induced antigen retrieval for 5 minutes in an autoclave at 121°C in pH 7.8 Tris-EDTA-based Target Retrieval Solution buffer.

Not tested in other applications.

Calculated MW 185 kDa. ([Note](#))

PROPERTIES

Form	Liquid
Buffer	PBS, 0.05% BSA (Please contact us for PBS only format)
Preservative	0.05% sodium azide
Storage	Store as concentrated solution. Centrifuge briefly prior to opening vial. For short-term storage (1-2 weeks), store at 4°C. For long-term storage, aliquot and store at -20°C or below. Avoid multiple freeze-thaw cycles.
Concentration	0.2 mg/ml (Please refer to the vial label for the specific concentration.)
Immunogen	Recombinant fragment (around aa 190-400) of human SMARCA4 protein
Purification	Protein A/G purified
Conjugation	Unconjugated



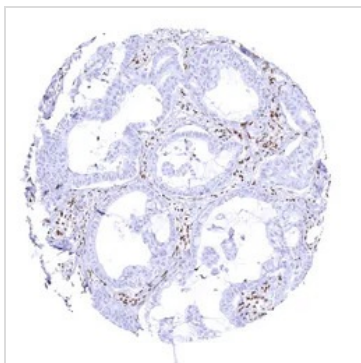
For full product information, images and publications, please visit our [website](#).

For laboratory research use only. Not for any clinical, therapeutic, or diagnostic use in humans or animals. Not for animal or human consumption.

Note

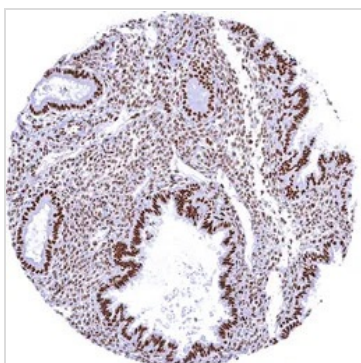
Purchasers shall not, and agree not to enable third parties to, analyze, copy, reverse engineer or otherwise attempt to determine the structure or sequence of the product.

DATA IMAGES

**GTX04486 IHC-P Image**

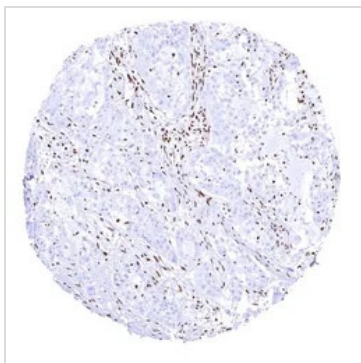
IHC-P analysis of human pulmonary adenocarcinoma tissue section using GTX04486 BRG1 antibody [MSVA-397R] HistoMAX™.

Pulmonary adenocarcinoma with complete loss of BRG1 staining of tumor cells.

**GTX04486 IHC-P Image**

IHC-P analysis of human endometrium tissue section using GTX04486 BRG1 antibody [MSVA-397R] HistoMAX™.

Intense nuclear BRG1 staining of all cell types of the endometrium.

**GTX04486 IHC-P Image**

IHC-P analysis of human pancreatic ductal adenocarcinoma tissue section using GTX04486 BRG1 antibody [MSVA-397R] HistoMAX™.

Ductal adenocarcinoma of the pancreas with complete loss of BRG1 staining in all tumor cells.



For full product information, images and publications, please visit our [website](#).