



SZABO SCANDIC

Part of Europa Biosite

Produktinformation



Forschungsprodukte & Biochemikalien



Zellkultur & Verbrauchsmaterial



Diagnostik & molekulare Diagnostik



Laborgeräte & Service

Weitere Information auf den folgenden Seiten!
See the following pages for more information!



Lieferung & Zahlungsart

siehe unsere [Liefer- und Versandbedingungen](#)

Zuschläge

- Mindermengenzuschlag
- Trockeneiszuschlag
- Gefahrgutzuschlag
- Expressversand

SZABO-SCANDIC HandelsgmbH

Quellenstraße 110, A-1100 Wien

T. +43(0)1 489 3961-0

F. +43(0)1 489 3961-7

mail@szabo-scandic.com

www.szabo-scandic.com

[linkedin.com/company/szaboscandic](https://www.linkedin.com/company/szaboscandic) 

SARS-CoV-2 (COVID-19) Spike RBD Protein, AY.1 / Delta plus variant, His tag

Cat No. GTX136333-pro

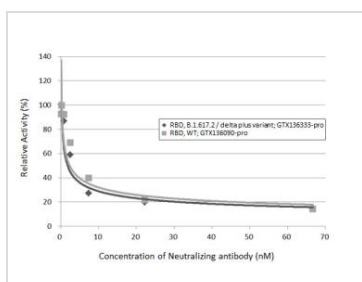
Application	Functional Assay
Species	SARS Coronavirus 2

Package
100 µg

PROPERTIES

Form	Liquid
Buffer	PBS
Storage	Store as concentrated solution. Centrifuge briefly prior to opening vial. Aliquot and store at -20°C or below. Avoid multiple freeze-thaw cycles.
Concentration	Batch dependent (Please refer to the vial label for the specific concentration.)
Region/Sequence	SARS-CoV-2 Spike RBD of QHD43416.1 (319-541 a.a) with K417N, L452R, and T478K mutations, and His tag at the C-terminus
Expression System	HEK293 cells
Purity	>95%
Conjugation	Unconjugated
Note	For laboratory use only. Not for any clinical, therapeutic, or diagnostic use in humans or animals. Not for animal or human consumption.


DATA IMAGES

**GTX136333-pro Functional Assay Image**

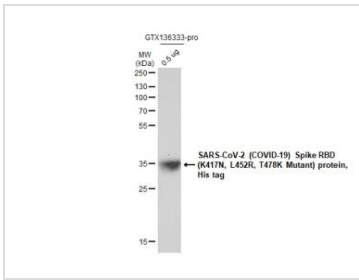
Inhibition analysis of immobilized recombinant SARS-CoV-2 (COVID-19) Spike RBD Protein, AY.1 / Delta plus variant, His tag (delta plus variant) (GTX136333-pro) and SARS-CoV-2 (COVID-19) Spike RBD protein, His tag (active) (wild type) (GTX136090-pro) (coated at 2 µg/mL) binding to soluble recombinant Human ACE2 (ECD) protein, mouse IgG Fc tag (active) (GTX135683-pro) (1000 ng/mL) ACE2 binding was inhibited by increasing concentrations of SARS-CoV-2 (COVID-19) Spike RBD antibody [HL1002] (GTX635791) (0.09-66.67 nM). Bound ACE2 was detected by Goat Anti-Mouse IgG antibody (HRP) (GTX213111-01) (1:10000).



For full product information, images and publications, please visit our [website](#).


GTX136333-pro Image

1 μ g of GTX136333-pro SARS-CoV-2 (COVID-19) Spike RBD (K417N, L452R, T478K Mutant) protein, His tag protein was analyzed using SDS-PAGE and stained with coomassie blue and captured by monochrome camera.


GTX136333-pro Image

SARS-CoV-2 (COVID-19) Spike RBD (K417N, L452R, T478K Mutant) protein, His tag protein (GTX136333-pro, 0.5 μ g) was separated by 12% SDS-PAGE, and the membrane was blotted with SARS-CoV-2 (COVID-19) Spike RBD antibody [HL257] (GTX635692) diluted at 1:5000.



For full product information, images and publications, please visit our [website](#).