



SZABO SCANDIC

Part of Europa Biosite

Produktinformation



Forschungsprodukte & Biochemikalien



Zellkultur & Verbrauchsmaterial



Diagnostik & molekulare Diagnostik



Laborgeräte & Service

Weitere Information auf den folgenden Seiten!
See the following pages for more information!



Lieferung & Zahlungsart

siehe unsere [Liefer- und Versandbedingungen](#)

Zuschläge

- Mindermengenzuschlag
- Trockeneiszuschlag
- Gefahrgutzuschlag
- Expressversand

SZABO-SCANDIC HandelsgmbH

Quellenstraße 110, A-1100 Wien

T. +43(0)1 489 3961-0

F. +43(0)1 489 3961-7

mail@szabo-scandic.com

www.szabo-scandic.com

[linkedin.com/company/szaboscandic](https://www.linkedin.com/company/szaboscandic) 

SARS-CoV-2 (COVID-19) Nucleocapsid protein, Omicron / BA.2 / BA.5 variant, His tag

Cat. No. GTX137219-pro

Application WB, ELISA, Sandwich ELISA

Species SARS Coronavirus 2

Package

100 µg

APPLICATION

Application Note

Recommended antibody pairs for sandwich ELISA: Capture: GTX635689, Detection: GTX635686-01, Capture: GTX635685 / GTX635689, Detection: GTX635688, or Capture: GTX635688, Detection: GTX635689. Please notice that GTX635688 / GTX635689 needs to be conjugated to HRP to function as the detection antibody when paired with GTX635685 / GTX635688. Please contact us for custom HRP-conjugated antibody.

PROPERTIES

Form Liquid

Buffer PBS

Preservative No preservative

Storage Store as concentrated solution. Centrifuge briefly prior to opening vial. Aliquot and store at -20°C or below. Avoid multiple freeze-thaw cycles.

Concentration 0.3 mg/ml (Please refer to the vial label for the specific concentration.)

Region/Sequence SARS-CoV-2 (COVID-19) Nucleocapsid protein of QHD43423.2 with Omicron variant BA.2 / BA.5 mutations (P13L, E31del, R32del, S33del, G204R, R203K, S413R) as well as a C-terminal His tag.

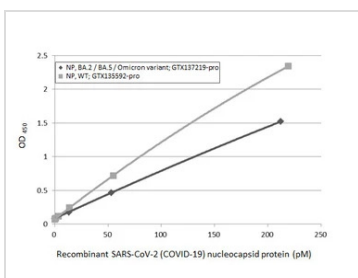
Expression System HEK293 cells

Purity >95%

Conjugation Unconjugated

Note For laboratory use only. Not for any clinical, therapeutic, or diagnostic use in humans or animals. Not for animal or human consumption.

DATA IMAGES



GTX137219-pro ELISA Image

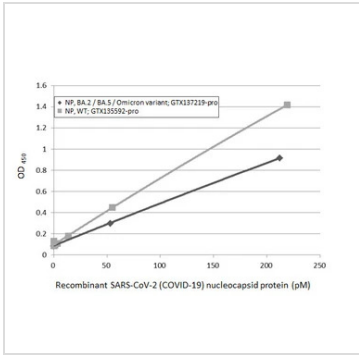
Sandwich ELISA detection of recombinant nucleocapsid protein(s) derived from different strains of SARS-CoV-2 virus (ie, Wild type; BA.2 / BA.5 Omicron variant) using antibodies as below.

Capture: SARS-CoV-2 (COVID-19) nucleocapsid antibody [HL5511] (GTX635689) (5 µg/mL)

Detection: SARS-CoV-2 (COVID-19) nucleocapsid antibody [HL448] (HRP) (GTX635686-01) (1 µg/mL)



For full product information, images and publications, please visit our [website](#).



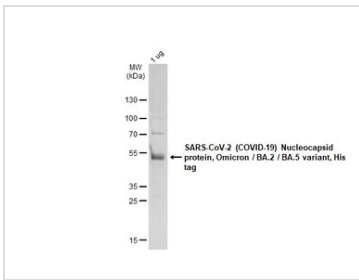
GTX137219-pro ELISA Image

Sandwich ELISA detection of recombinant nucleocapsid protein(s) derived from different strains of SARS-CoV-2 virus (ie., Wild type; BA.2 / BA.5 Omicron variant) using antibodies as below.

Capture: SARS-CoV-2 (COVID-19) nucleocapsid antibody [HL5410] (GTX635685) (5 µg/mL)


Detection: HRP-conjugated SARS-CoV-2 (COVID-19) nucleocapsid antibody [HL455] (GTX635688) (1 µg/mL)

Please notice that GTX635688 needs to be conjugated to HRP to function as the detection antibody when paired with GTX635685. Please contact us for custom HRP-conjugated antibody.



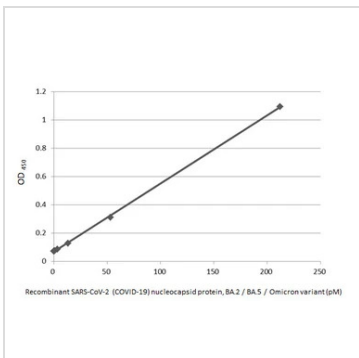
GTX137219-pro Image

GTX137219-pro SARS-CoV-2 (COVID-19) Nucleocapsid protein, Omicron / BA.2 / BA.5 variant, His tag protein were analyzed using SDS-PAGE and stained with coomassie blue and captured by monochrome camera.



GTX137219-pro WB Image

SARS-CoV-2 (COVID-19) Nucleocapsid protein, Omicron / BA.2 / BA.5 variant, His tag (1 µg, GTX137219-pro) were separated by 12% SDS-PAGE, and the membrane was blotted with 6x His Tag antibody [GT636] (GTX636472) diluted at 1:5000. The HRP-conjugated anti-rabbit IgG antibody (GTX213110-01) was used to detect the primary antibody.



GTX137219-pro ELISA Image

Sandwich ELISA detection of recombinant SARS-CoV-2 (COVID-19) Nucleocapsid protein, Omicron / BA.2 / BA.5 variant, His tag (GTX137219-pro) using antibodies as below.

Capture: SARS-CoV-2 (COVID-19) nucleocapsid antibody [HL5511] (GTX635689) (5 µg/mL)

Detection: HRP-conjugated SARS-CoV-2 (COVID-19) nucleocapsid antibody [HL455] (GTX635688) (1 µg/mL)

Please notice that GTX635688 needs to be conjugated to HRP to function as the detection antibody when paired with GTX635689. Please contact us for custom HRP-conjugated antibody.



For full product information, images and publications, please visit our [website](#).