



SZABO SCANDIC

Part of Europa Biosite

Produktinformation



Forschungsprodukte & Biochemikalien



Zellkultur & Verbrauchsmaterial



Diagnostik & molekulare Diagnostik



Laborgeräte & Service

Weitere Information auf den folgenden Seiten!
See the following pages for more information!



Lieferung & Zahlungsart

siehe unsere [Liefer- und Versandbedingungen](#)

Zuschläge

- Mindermengenzuschlag
- Trockeneiszuschlag
- Gefahrgutzuschlag
- Expressversand

SZABO-SCANDIC HandelsgmbH

Quellenstraße 110, A-1100 Wien

T. +43(0)1 489 3961-0

F. +43(0)1 489 3961-7

mail@szabo-scandic.com

www.szabo-scandic.com

[linkedin.com/company/szaboscandic](https://www.linkedin.com/company/szaboscandic) 

SARS-CoV-2 (COVID-19) Nucleocapsid protein, Omicron / BF.7 variant, His tag

Cat. No. GTX137882-pro

Application	ELISA, Sandwich ELISA
Species	SARS Coronavirus 2

Package
100 µg

APPLICATION

Application Note

Capture : GTX635688 / GTX635689, Detection : GTX635689 / GTX635686. Please notice that GTX635689 / GTX635686 needs to be conjugated to HRP to function as the detection antibody when paired with GTX635688 / GTX635689. Please contact us for custom HRP-conjugated antibody.

PROPERTIES

Form	Liquid
Buffer	Tris, 500mM NaCl
Preservative	No preservative
Storage	Store as concentrated solution. Centrifuge briefly prior to opening vial. Aliquot and store at -20°C or below. Avoid multiple freeze-thaw cycles. For long-term storage after reconstitution, aliquot and store at -70°C or below. Do not vortex.
Concentration	0.2 mg/ml (Please refer to the vial label for the specific concentration.)
Region/Sequence	SARS-CoV-2 (COVID-19) Nucleocapsid protein of QHD43423.2 with Omicron variant BF.7 mutations (P13L, G30del, E31del, R32del, S33F, G204R, R203K, S413R) as well as a C-terminal His tag
Expression System	HEK293 cells
Purity	>95%
Conjugation	Unconjugated

Note


For laboratory research use only. Not for any clinical, therapeutic, or diagnostic use in humans or animals. Not for animal or human consumption.

Purchasers shall not, and agree not to enable third parties to, analyze, copy, reverse engineer or otherwise attempt to determine the structure or sequence of the product.



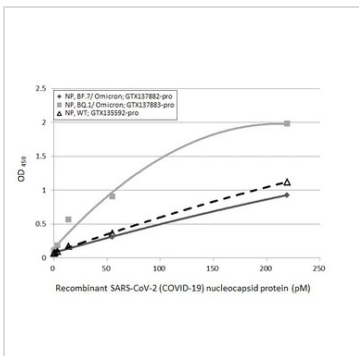
For full product information, images and publications, please visit our [website](#).

DATA IMAGES



GTX137882-pro Image

GTX137882-pro SARS-CoV-2 (COVID-19) Nucleocapsid protein, Omicron / BF.7 variant, His tag was analyzed using SDS-PAGE and stained with coomassie blue and captured by monochrome camera.



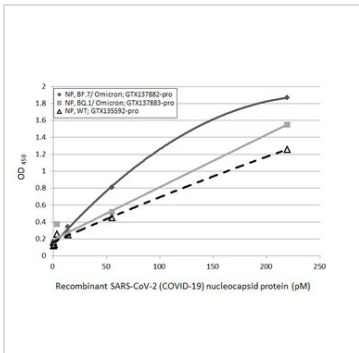
GTX137882-pro ELISA Image

Sandwich ELISA detection of recombinant nucleocapsid protein(s) derived from different strains of SARS-CoV-2 virus (ie., Wild type; BF.7 Omicron variant; BQ.1 Omicron variant) using antibodies as below.

Capture: SARS-CoV-2 (COVID-19) nucleocapsid antibody [HL455] (GTX635688) (5 µg/mL)

Detection: HRP-conjugated SARS-CoV-2 (COVID-19) nucleocapsid antibody [HL511] (GTX635689) (1 µg/mL)

Please notice that GTX635689 needs to be conjugated to HRP to function as the detection antibody when paired with GTX635688. Please contact us for custom HRP-conjugated antibody.



GTX137882-pro ELISA Image

Sandwich ELISA detection of recombinant nucleocapsid protein(s) derived from different strains of SARS-CoV-2 virus (ie., Wild type; BF.7 Omicron variant; BQ.1 Omicron variant) using antibodies as below.

Capture: SARS-CoV-2 (COVID-19) nucleocapsid antibody [HL511] (GTX635689) (5 µg/mL)

Detection: HRP-conjugated SARS-CoV-2 (COVID-19) nucleocapsid antibody [HL448] (GTX635686) (1 µg/mL)

Please notice that GTX635686 needs to be conjugated to HRP to function as the detection antibody when paired with GTX635689. Please contact us for custom HRP-conjugated antibody.



For full product information, images and publications, please visit our [website](https://www.genetex.com).