



# SZABO SCANDIC

Part of Europa Biosite

## Produktinformation



Forschungsprodukte & Biochemikalien



Zellkultur & Verbrauchsmaterial



Diagnostik & molekulare Diagnostik



Laborgeräte & Service

Weitere Information auf den folgenden Seiten!  
See the following pages for more information!



### Lieferung & Zahlungsart

siehe unsere [Liefer- und Versandbedingungen](#)

### Zuschläge

- Mindermengenzuschlag
- Trockeneiszuschlag
- Gefahrgutzuschlag
- Expressversand

### SZABO-SCANDIC HandelsgmbH

Quellenstraße 110, A-1100 Wien

T. +43(0)1 489 3961-0

F. +43(0)1 489 3961-7

[mail@szabo-scandic.com](mailto:mail@szabo-scandic.com)

[www.szabo-scandic.com](http://www.szabo-scandic.com)

[linkedin.com/company/szaboscandic](https://www.linkedin.com/company/szaboscandic) 

## SARS-CoV-2 (COVID-19) Spike RBD ELISA pair [HL1014 / HL1004]

## Cat. No. GTX500047

<b>Application</b>	ELISA, Sandwich ELISA
<b>Reactivity</b>	SARS Coronavirus 2

**Package**  
1 pair

## PRODUCT

## Product Content

Cat No.	Type	Host	Conjugation	Package
GTX635793-01	Detection Antibody	Rabbit	HRP	50µl
GTX635807	Capture Antibody	Rabbit	Unconjugated	100µl

## APPLICATION

## Application Note

\*Optimal dilutions/concentrations should be determined by the researcher.

Suggested dilution	Recommended dilution
ELISA	Assay dependent
Sandwich ELISA	Assay dependent

Not tested in other applications.

## Product Note

This ELISA pair is able to detect SARS-CoV-2 Spike RBD (N501Y mutant) and Spike RBD (K417N, E484K, N501Y Mutant) protein.

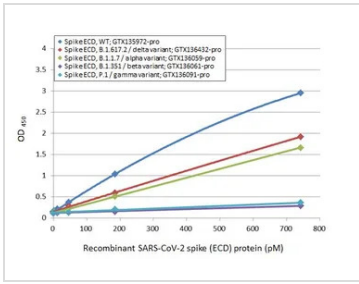
## PROPERTIES

<b>Form</b>	Liquid
<b>Storage</b>	Store as concentrated solution. Centrifuge briefly prior to opening vial. For short-term storage (1-2 weeks), store at 4°C. For long-term storage, aliquot and store at -20°C or below. Avoid multiple freeze-thaw cycles.
<b>Note</b>	For laboratory research use only. Not for any clinical, therapeutic, or diagnostic use in humans or animals. Not for animal or human consumption.  Purchasers shall not, and agree not to enable third parties to, analyze, copy, reverse engineer or otherwise attempt to determine the structure or sequence of the product.



For full product information, images and publications, please visit our [website](#).

DATA IMAGES

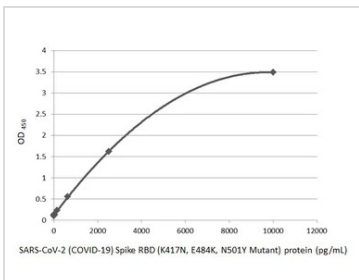


**GTX500047 ELISA Image**

Sandwich ELISA detection of recombinant Spike ECD protein(s) derived from different strains of SARS-CoV-2 virus (ie., Wild type; B.1.1.7 alpha variant; B.1.351 beta variant; P.1 gamma variant; B.1.617.2 delta variant) using antibodies as below.

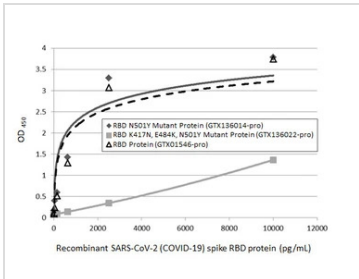
**Capture:** SARS-CoV-2 (COVID-19) Spike RBD antibody [HL1014] (GTX635807) (5 µg/mL)

**Detection:** SARS-CoV-2 (COVID-19) Spike RBD antibody [HL1004] (HRP) (GTX635793-01) (1 µg/mL)



**GTX500047 ELISA Image**

Sandwich ELISA detection of recombinant SARS-CoV-2 (COVID-19) Spike RBD (N501Y Mutant) protein, mouse Fc tag (GTX136024-pro) using SARS-CoV-2 (COVID-19) Spike RBD antibody [HL1014] (GTX635807) as capture antibody at concentration of 5 µg/mL and SARS-CoV-2 (COVID-19) Spike RBD antibody [HL1004] (HRP) (GTX635793-01) as detection antibody at concentration of 1 µg/mL.



**GTX500047 ELISA Image**

Sandwich ELISA detection of recombinant SARS-CoV-2 (COVID-19) Spike RBD (N501Y Mutant) protein, His tag (active) (GTX136014-pro), SARS-CoV-2 (COVID-19) Spike RBD (K417N, E484K, N501Y Mutant) protein, His tag (active) (GTX136022-pro), and SARS-CoV-2 (COVID-19) Spike RBD protein, His tag (active) (GTX01546-pro) using SARS-CoV-2 (COVID-19) Spike RBD antibody [HL1014] (GTX635807) as capture antibody at concentration of 5 µg/mL and SARS-CoV-2 (COVID-19) Spike RBD antibody [HL1004] (HRP) (GTX635793-01) as detection antibody at concentration of 1 µg/mL.



For full product information, images and publications, please visit our [website](#).