



SZABO SCANDIC

Part of Europa Biosite

Produktinformation



Forschungsprodukte & Biochemikalien



Zellkultur & Verbrauchsmaterial



Diagnostik & molekulare Diagnostik



Laborgeräte & Service

Weitere Information auf den folgenden Seiten!
See the following pages for more information!



Lieferung & Zahlungsart

siehe unsere [Liefer- und Versandbedingungen](#)

Zuschläge

- Mindermengenzuschlag
- Trockeneiszuschlag
- Gefahrgutzuschlag
- Expressversand

SZABO-SCANDIC HandelsgmbH

Quellenstraße 110, A-1100 Wien

T. +43(0)1 489 3961-0

F. +43(0)1 489 3961-7

mail@szabo-scandic.com

www.szabo-scandic.com

[linkedin.com/company/szaboscandic](https://www.linkedin.com/company/szaboscandic) 

SARS-CoV-2 (COVID-19) Spike RBD antibody [HL1002] (HRP)

Cat. No. GTX635791-01

Host	Rabbit
Clonality	Monoclonal
Isotype	IgG
Application	ELISA, Sandwich ELISA
Reactivity	SARS Coronavirus 2

Reference (3)

Package

50 µl

APPLICATION

Application Note

*Optimal dilutions/concentrations should be determined by the researcher.

Suggested dilution	Recommended dilution
ELISA	Assay dependent
Sandwich ELISA	Assay dependent

Note : Capture : GTX632604 / GTX635792 / GTX635807, Detection: GTX635791-01.

Not tested in other applications.

PROPERTIES

Form	Liquid
Buffer	PBS
Preservative	No Preservative
Storage	Store as concentrated solution. Centrifuge briefly prior to opening vial. For short-term storage (1-2 weeks), store at 4°C. For long-term storage, aliquot and store at -20°C or below. Avoid multiple freeze-thaw cycles.
Concentration	1 mg/ml (Please refer to the vial label for the specific concentration.)
Immunogen	Full length SARS-coV-2 RBD recombinant protein. (Wuhan-Hu-1)
Purification	Affinity purified by Protein A.
Conjugation	Horseradish peroxidase(HRP)

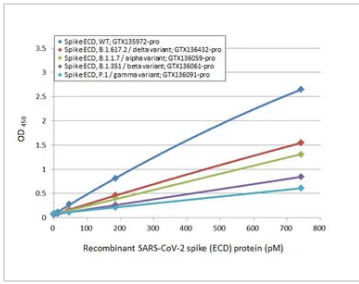
Note

For laboratory research use only. Not for any clinical, therapeutic, or diagnostic use in humans or animals. Not for animal or human consumption.

Purchasers shall not, and agree not to enable third parties to, analyze, copy, reverse engineer or otherwise attempt to determine the structure or sequence of the product.

For full product information, images and publications, please visit our [website](#).

DATA IMAGES

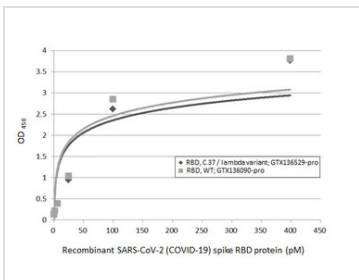


GTX635791-01 ELISA Image

Sandwich ELISA detection of recombinant Spike ECD protein(s) derived from different strains of SARS-CoV-2 virus (ie., Wild type; B.1.617.2 delta variant; B.1.1.7 alpha variant; B.1.351 beta variant; P.1 gamma variant) using antibodies as below.

Capture: SARS-CoV-2 (COVID-19) Spike RBD antibody [HL1014] (GTX635807) (5 µg/mL)

Detection: SARS-CoV-2 (COVID-19) Spike RBD antibody [HL1002] (GTX635791-01) (1 µg/mL)

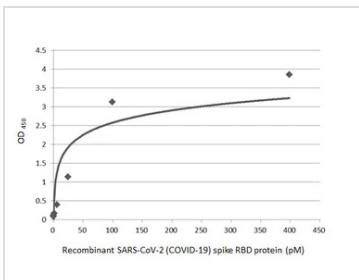


GTX635791-01 ELISA Image

Sandwich ELISA detection of recombinant Spike RBD Protein(s) derived from different strains of SARS-CoV-2 virus (ie., Wild type; C.37 lambda variant) using antibodies as below.

Capture: SARS-CoV-2 (COVID-19) Spike RBD antibody [HL1014] (GTX635807) (5 µg/mL)

Detection: SARS-CoV-2 (COVID-19) Spike RBD antibody [HL1002] (HRP) (GTX635791-01) (1 µg/mL)



GTX635791-01 ELISA Image

Sandwich ELISA detection of recombinant SARS-CoV-2 (COVID-19) Spike RBD protein, His tag (active) (GTX136090-pro) using antibodies as below.

Capture: SARS-CoV-2 (COVID-19) Spike RBD antibody [HL1014] (GTX635807) (5 µg/mL)

Detection: SARS-CoV-2 (COVID-19) Spike RBD antibody [HL1002] (HRP) (GTX635791-01) (1 µg/mL)



For full product information, images and publications, please visit our [website](https://www.genetex.com).