



SZABO SCANDIC

Part of Europa Biosite

Produktinformation



Forschungsprodukte & Biochemikalien



Zellkultur & Verbrauchsmaterial



Diagnostik & molekulare Diagnostik



Laborgeräte & Service

Weitere Information auf den folgenden Seiten!
See the following pages for more information!



Lieferung & Zahlungsart

siehe unsere [Liefer- und Versandbedingungen](#)

Zuschläge

- Mindermengenzuschlag
- Trockeneiszuschlag
- Gefahrgutzuschlag
- Expressversand

SZABO-SCANDIC HandelsgmbH

Quellenstraße 110, A-1100 Wien

T. +43(0)1 489 3961-0

F. +43(0)1 489 3961-7

mail@szabo-scandic.com

www.szabo-scandic.com

[linkedin.com/company/szaboscandic](https://www.linkedin.com/company/szaboscandic) 

ASFV p54 antibody [HL1286]

Cat. No. GTX636700

Host	Rabbit
Clonality	Monoclonal
Isotype	IgG
Application	WB, ICC/IF, ELISA, Lateral Flow, Sandwich ELISA
Reactivity	African swine fever virus

Package
100 µl, 25 µl

APPLICATION

Application Note

*Optimal dilutions/concentrations should be determined by the researcher.

Suggested dilution	Recommended dilution
WB	1:5000-1:100000
ICC/IF	Assay dependent
ELISA	Assay dependent
Lateral Flow	Assay dependent
Sandwich ELISA	Assay dependent

Note : Capture : GTX636700, Detection : GTX636562 / GTX636703

Capture : GTX636700, Detection: GTX636703 / GTX636701 or Capture : GTX636703 / GTX636701, Detection: GTX636700.

Please notice that detection antibody needs to be conjugated to HRP to function as the detection antibody when paired with capture antibody. Please contact us for custom HRP-conjugated antibody.

Not tested in other applications.

PROPERTIES

Form	Liquid
Buffer	PBS
Preservative	No Preservative
Storage	Store as concentrated solution. Centrifuge briefly prior to opening vial. For short-term storage (1-2 weeks), store at 4°C. For long-term storage, aliquot and store at -20°C or below. Avoid multiple freeze-thaw cycles.
Concentration	1 mg/ml (Please refer to the vial label for the specific concentration.)
Immunogen	Recombinant protein encompassing a sequence within the center region of ASFV p54. The exact sequence is proprietary.
Purification	Affinity purified by Protein A.
Conjugation	Unconjugated

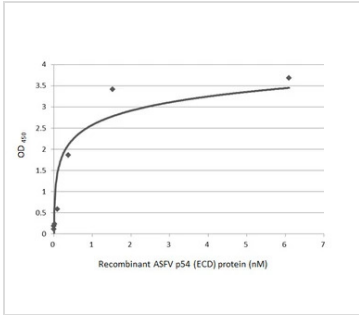


For full product information, images and publications, please visit our [website](#).

For laboratory research use only. Not for any clinical, therapeutic, or diagnostic use in humans or animals. Not for animal or human consumption.

Note
Purchasers shall not, and agree not to enable third parties to, analyze, copy, reverse engineer or otherwise attempt to determine the structure or sequence of the product.

DATA IMAGES



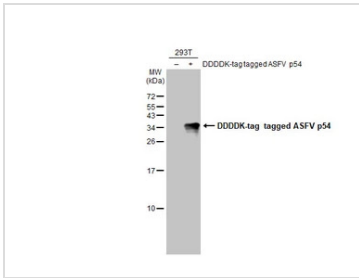
GTX636700 ELISA Image

Sandwich ELISA detection of recombinant HEK293 expressed, full-length ASFV p54, His Tag (GTX137950-pro) using antibodies as below.

Capture: ASFV p54 antibody [HL1286] (GTX636700) (5 µg/mL)

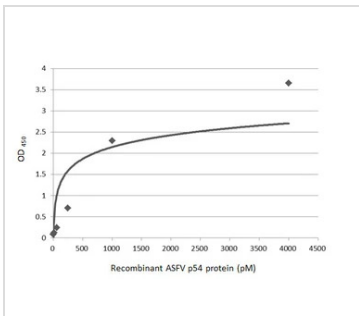
Detection: HRP-conjugated ASFV p54 antibody [HL1289] (GTX636703) (1 µg/mL)

Please notice that GTX636703 needs to be conjugated to HRP to function as the detection antibody when paired with GTX636700. Please contact us for custom HRP-conjugated antibody.



GTX636700 WB Image

Non-transfected (-) and transfected (+) 293T whole cell extracts (30 µg) were separated by 15% SDS-PAGE, and the membrane was blotted with ASFV p54 antibody [HL1286] (GTX636700) diluted at 1:100000. The HRP-conjugated anti-rabbit IgG antibody (GTX213110-01) was used to detect the primary antibody.



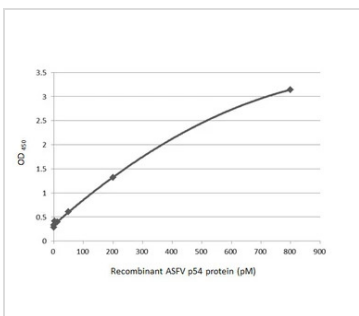
GTX636700 ELISA Image

Sandwich ELISA detection of recombinant HEK293 expressed, full-length ASFV p54 using antibodies as below.

Capture: ASFV p54 antibody [HL1286] (GTX636700) (5 µg/mL)

Detection: HRP-conjugated ASFV p54 antibody [HL1289] (GTX636703) (1 µg/mL)

Please notice that GTX636703 needs to be conjugated to HRP to function as the detection antibody when paired with GTX636700. Please contact us for custom HRP-conjugated antibody.



GTX636700 ELISA Image

Sandwich ELISA detection of recombinant HEK293 expressed, full-length ASFV p54 using antibodies as below.

Capture: ASFV p54 antibody [HL1286] (GTX636700) (5 µg/mL)

Detection: HRP-conjugated ASFV p54 antibody [HL1287] (GTX636701) (1 µg/mL)

Please notice that GTX636701 needs to be conjugated to HRP to function as the detection antibody when paired with GTX636700. Please contact us for custom HRP-conjugated antibody.



For full product information, images and publications, please visit our [website](#).