



SZABO SCANDIC

Part of Europa Biosite

Produktinformation



Forschungsprodukte & Biochemikalien



Zellkultur & Verbrauchsmaterial



Diagnostik & molekulare Diagnostik



Laborgeräte & Service

Weitere Information auf den folgenden Seiten!
See the following pages for more information!



Lieferung & Zahlungsart

siehe unsere [Liefer- und Versandbedingungen](#)

Zuschläge

- Mindermengenzuschlag
- Trockeneiszuschlag
- Gefahrgutzuschlag
- Expressversand

SZABO-SCANDIC HandelsgmbH

Quellenstraße 110, A-1100 Wien

T. +43(0)1 489 3961-0

F. +43(0)1 489 3961-7

mail@szabo-scandic.com

www.szabo-scandic.com

[linkedin.com/company/szaboscandic](https://www.linkedin.com/company/szaboscandic) 

Human Papillomavirus type 16 E7 antibody [HL1647]

Cat. No. GTX637228

Host	Rabbit
Clonality	Monoclonal
Isotype	IgG
Application	ICC/IF, ELISA, Lateral Flow, Sandwich ELISA
Reactivity	Human papillomavirus type 16

Package
100 µl, 25 µl

APPLICATION

Application Note

*Optimal dilutions/concentrations should be determined by the researcher.

Suggested dilution	Recommended dilution
ICC/IF	Assay dependent
ELISA	Assay dependent
Lateral Flow	Assay dependent
Sandwich ELISA	Assay dependent

Note : Capture : GTX637546 / GTX637228, Detection : GTX637228 / GTX637546. Please notice that GTX637228 / GTX637546 needs to be conjugated to HRP to function as the detection antibody when paired with GTX637546 / GTX637228. Please contact us for custom HRP-conjugated antibody

Not tested in other applications.

Product Note

This antibody was raised against Human Papillomavirus type 16 E7, and it does not cross-react with Human Papillomavirus type 18 E7.

PROPERTIES

Form	Liquid
Buffer	PBS
Preservative	No preservative
Storage	Store as concentrated solution. Centrifuge briefly prior to opening vial. For short-term storage (1-2 weeks), store at 4°C. For long-term storage, aliquot and store at -20°C or below. Avoid multiple freeze-thaw cycles.
Concentration	2 mg/ml (Please refer to the vial label for the specific concentration.)
Immunogen	Full length Human Papillomavirus type 16 E7 recombinant protein
Purification	Affinity purified by Protein A.
Conjugation	Unconjugated

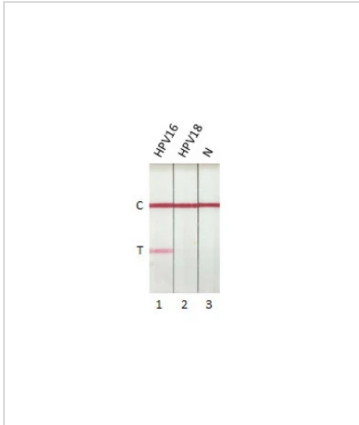


For full product information, images and publications, please visit our [website](#).

For laboratory research use only. Not for any clinical, therapeutic, or diagnostic use in humans or animals. Not for animal or human consumption.

Note
Purchasers shall not, and agree not to enable third parties to, analyze, copy, reverse engineer or otherwise attempt to determine the structure or sequence of the product.

DATA IMAGES

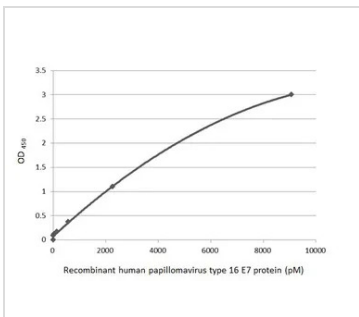


GTX637228 Lateral Flow Image

Detection of Human Papillomavirus type 16 E7 protein by lateral flow assay using the monoclonal antibody pair.

Capture: Human Papillomavirus type 16 E7 antibody (GTX637228 [HL1647])
Detection: Human Papillomavirus type 16 E7 antibody (GTX637546 [HL1821])

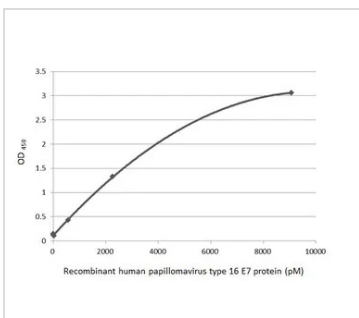
- Samples (10 ng) :**
1. HPV16 E7 protein (GTX133411-pro)
 2. HPV18 E7 protein (GTX133412-pro)
 3. Lysis buffer



GTX637228 ELISA Image

Sandwich ELISA detection of recombinant Human Papillomavirus type 16 E7 protein, His tag (GTX133411-pro) using antibodies as below.

Capture: Human Papillomavirus type 16 E7 antibody [HL1647] (GTX637228) (5 µg/mL)
Detection: HRP-conjugated Human Papillomavirus type 16 E7 antibody [HL1821] (GTX637546) (1 µg/mL)
Please notice that GTX637546 needs to be conjugated to HRP to function as the detection antibody when paired with GTX637228. Please contact us for custom HRP-conjugated antibody.



GTX637228 ELISA Image

Sandwich ELISA detection of recombinant Human Papillomavirus type 16 E7 protein, His tag (GTX133411-pro) using antibodies as below.

Capture: Human Papillomavirus type 16 E7 antibody [HL1821] (GTX637546) (5 µg/mL)
Detection: HRP-conjugated Human Papillomavirus type 16 E7 antibody [HL1647] (GTX637228) (1 µg/mL)
Please notice that GTX637228 needs to be conjugated to HRP to function as the detection antibody when paired with GTX637546. Please contact us for custom HRP-conjugated antibody.



For full product information, images and publications, please visit our [website](#).