



SZABO SCANDIC

Part of Europa Biosite

Produktinformation



Forschungsprodukte & Biochemikalien



Zellkultur & Verbrauchsmaterial



Diagnostik & molekulare Diagnostik



Laborgeräte & Service

Weitere Information auf den folgenden Seiten!
See the following pages for more information!



Lieferung & Zahlungsart

siehe unsere [Liefer- und Versandbedingungen](#)

Zuschläge

- Mindermengenzuschlag
- Trockeneiszuschlag
- Gefahrgutzuschlag
- Expressversand

SZABO-SCANDIC HandelsgmbH

Quellenstraße 110, A-1100 Wien

T. +43(0)1 489 3961-0

F. +43(0)1 489 3961-7

mail@szabo-scandic.com

www.szabo-scandic.com

[linkedin.com/company/szaboscandic](https://www.linkedin.com/company/szaboscandic) 

SARS-CoV-2 (COVID-19) Spike RBD Omicron antibody [HL1866]

Cat. No. GTX637591

Host	Rabbit
Clonality	Monoclonal
Isotype	IgG
Application	ICC/IF, ELISA, Neutralizing/Inhibition, Sandwich ELISA
Reactivity	SARS Coronavirus 2

Package

100 µl, 25 µl

APPLICATION

Application Note

*Optimal dilutions/concentrations should be determined by the researcher.

Suggested dilution	Recommended dilution
ICC/IF	Assay dependent
ELISA	Assay dependent
Neutralizing/Inhibition	Assay dependent
Sandwich ELISA	Assay dependent

Note : Capture : GTX635807, Detection : GTX637591. Please notice that GTX637591 needs to be conjugated to HRP to function as the detection antibody when paired with GTX635807. Please contact us for custom HRP-conjugated antibody.

Not tested in other applications.

Product Note

This antibody is able to detect multiple SARS-CoV-2 Omicron variants, including BA.1, BA.2, BA.4, and BA.5. Our internal testing indicates no cross-reactivity with Alpha, Beta, Gamma, and Delta variants.

PROPERTIES

Form	Liquid
Buffer	PBS
Preservative	No preservative
Storage	Store as concentrated solution. Centrifuge briefly prior to opening vial. For short-term storage (1-2 weeks), store at 4°C. For long-term storage, aliquot and store at -20°C or below. Avoid multiple freeze-thaw cycles.
Concentration	1 mg/ml (Please refer to the vial label for the specific concentration.)
Immunogen	Full length SARS-coV-2 RBD recombinant protein. (Omicron BA.4/BA.5)
Purification	Affinity purified by Protein A.
Conjugation	Unconjugated



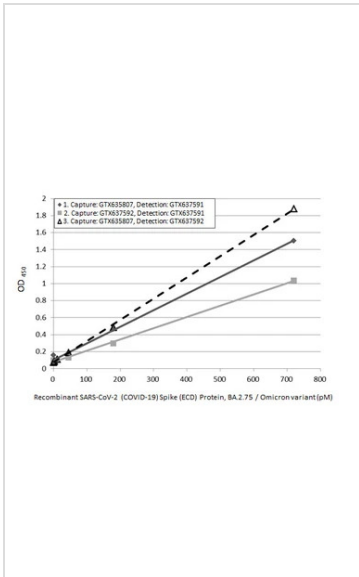
For full product information, images and publications, please visit our [website](#).

Date 2024 / 01 / 08 Page 1 of 2

For laboratory research use only. Not for any clinical, therapeutic, or diagnostic use in humans or animals. Not for animal or human consumption.

Note
Purchasers shall not, and agree not to enable third parties to, analyze, copy, reverse engineer or otherwise attempt to determine the structure or sequence of the product.

DATA IMAGES



GTX637591 ELISA Image

Sandwich ELISA detection of SARS-CoV-2 (COVID-19) Spike (ECD) Protein, Omicron / BA.2.75 variant, His tag (GTX137533-pro) using ELISA pairs below.

Pair 1:

Capture: SARS-CoV-2 (COVID-19) Spike RBD antibody [HL1014] (GTX635807) (5 µg/mL)

Detection: SARS-CoV-2 (COVID-19) Spike RBD Omicron antibody [HL1866] (GTX637591) (1 µg/mL)

Pair 2:

Capture: SARS-CoV-2 (COVID-19) Spike RBD Omicron antibody [HL1867] (GTX637592) (5 µg/mL)

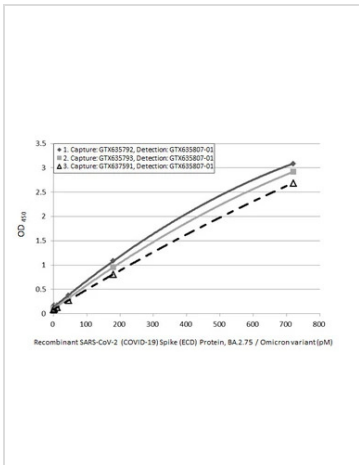
Detection: SARS-CoV-2 (COVID-19) Spike RBD Omicron antibody [HL1866] (GTX637591) (1 µg/mL)

Pair 3:

Capture: SARS-CoV-2 (COVID-19) Spike RBD antibody [HL1014] (GTX635807) (5 µg/mL)

Detection: SARS-CoV-2 (COVID-19) Spike RBD Omicron antibody [HL1867] (GTX637592) (1 µg/mL)

Please notice that GTX637591 and GTX637592 needs to be conjugated to HRP to function as the detection antibody when paired with GTX635807 and GTX637592. Please contact us for custom HRP-conjugated antibody.



GTX637591 ELISA Image

Sandwich ELISA detection of SARS-CoV-2 (COVID-19) Spike (ECD) Protein, Omicron / BA.2.75 variant, His tag (GTX137533-pro) using ELISA pairs below.

Pair 1:

Capture: SARS-CoV-2 (COVID-19) Spike RBD antibody [HL1003] (GTX635792) (5 µg/mL)

Detection: SARS-CoV-2 (COVID-19) Spike RBD antibody [HL1014] (HRP) (GTX635807-01) (1 µg/mL)

Pair 2:

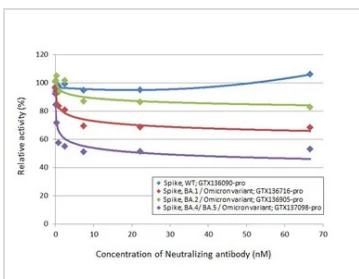
Capture: SARS-CoV-2 (COVID-19) Spike RBD antibody [HL1004] (GTX635793) (5 µg/mL)

Detection: SARS-CoV-2 (COVID-19) Spike RBD antibody [HL1014] (HRP) (GTX635807-01) (1 µg/mL)

Pair 3:

Capture: SARS-CoV-2 (COVID-19) Spike RBD Omicron antibody [HL1866] (GTX637591) (5 µg/mL)

Detection: SARS-CoV-2 (COVID-19) Spike RBD antibody [HL1014] (HRP) (GTX635807-01) (1 µg/mL)



GTX637591 Neutralizing/Inhibition Image

Inhibition analysis of immobilized recombinant Spike RBD Protein(s) derived from different strains of SARS-CoV-2 virus (ie., Wild type; BA.1 Omicron variant; BA.2 Omicron variant; BA.4/BA.5 Omicron variant) (coated at 2 µg/mL) binding to soluble recombinant Human ACE2 (ECD) protein, mouse IgG Fc tag (active) (GTX135683-pro) (1000 ng/mL) binding was inhibited by increasing concentrations of SARS-CoV-2 (COVID-19) Spike RBD Omicron antibody [HL1866] (GTX637591) (0.09-66.67 nM). Bound was detected by Goat Anti-Mouse IgG antibody (HRP) (GTX213111-01) (1:10000).



For full product information, images and publications, please visit our [website](#).