



SZABO SCANDIC

Part of Europa Biosite

Produktinformation



Forschungsprodukte & Biochemikalien



Zellkultur & Verbrauchsmaterial



Diagnostik & molekulare Diagnostik



Laborgeräte & Service

Weitere Information auf den folgenden Seiten!
See the following pages for more information!



Lieferung & Zahlungsart

siehe unsere [Liefer- und Versandbedingungen](#)

Zuschläge

- Mindermengenzuschlag
- Trockeneiszuschlag
- Gefahrgutzuschlag
- Expressversand

SZABO-SCANDIC HandelsgmbH

Quellenstraße 110, A-1100 Wien

T. +43(0)1 489 3961-0

F. +43(0)1 489 3961-7

mail@szabo-scandic.com

www.szabo-scandic.com

[linkedin.com/company/szaboscandic](https://www.linkedin.com/company/szaboscandic) 

RAP80 antibody

Cat No. GTX85735

Host	Rabbit
Clonality	Polyclonal
Isotype	IgG
Application	WB, IHC-P, ELISA
Reactivity	Human, Mouse

Package
50 µg

APPLICATION

Application Note

*Optimal dilutions/concentrations should be determined by the researcher.

Suggested dilution	Dilution
WB	2 µg/ml
IHC-P	5 µg/ml
ELISA	Assay dependent

Not tested in other applications.

Calculated MW 80 kDa. ([Note](#))

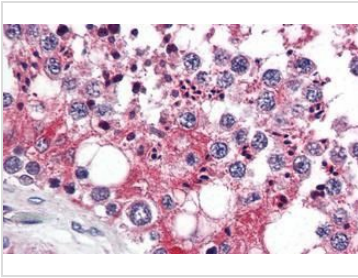
PROPERTIES

Form	Liquid
Buffer	PBS, 0.02% sodium azide
Storage	Store as concentrated solution. Centrifuge briefly prior to opening vial. For short-term storage (1-2 weeks), store at 4°C. For long-term storage, aliquot and store at -20°C or below. Avoid multiple freeze-thaw cycles.
Concentration	1 mg/ml (Please refer to the vial label for the specific concentration.)
Immunogen	A 17 amino acid synthetic peptide near the C-terminus of human RAP80. The immunogen is located within amino acids 520 - 570 of RAP80.
Purification	Purified by antigen-affinity chromatography
Conjugation	Unconjugated
Note	For laboratory use only. Not for any clinical, therapeutic, or diagnostic use in humans or animals. Not for animal or human consumption.



For full product information, images and publications, please visit our [website](#).

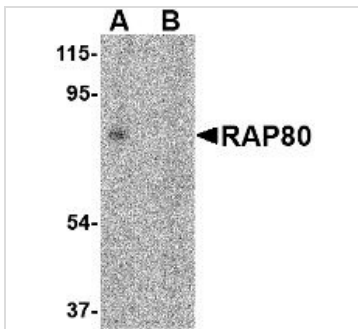
DATA IMAGES

**GTX85735 IHC-P Image**

IHC-P analysis of human testis tissue using GTX85735 RAP80 antibody.

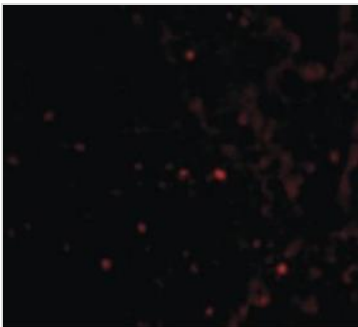
Antigen retrieval : Heat-induced antigen retrieval

Dilution : 5 µg/ml

**GTX85735 WB Image**

WB analysis of human spleen tissue using GTX85735 RAP80 antibody.

Dilution : 2.5µg/ml

**GTX85735 IHC-P Image**

IHC-P analysis of human spleen tissue using GTX85735 RAP80 antibody.

Dilution : 20 µg/ml



For full product information, images and publications, please visit our [website](#).