



SZABO SCANDIC

Part of Europa Biosite

Produktinformation



Forschungsprodukte & Biochemikalien



Zellkultur & Verbrauchsmaterial



Diagnostik & molekulare Diagnostik



Laborgeräte & Service

Weitere Information auf den folgenden Seiten!
See the following pages for more information!



Lieferung & Zahlungsart

siehe unsere [Liefer- und Versandbedingungen](#)

Zuschläge

- Mindermengenzuschlag
- Trockeneiszuschlag
- Gefahrgutzuschlag
- Expressversand

SZABO-SCANDIC HandelsgmbH

Quellenstraße 110, A-1100 Wien

T. +43(0)1 489 3961-0

F. +43(0)1 489 3961-7

mail@szabo-scandic.com

www.szabo-scandic.com

[linkedin.com/company/szaboscandic](https://www.linkedin.com/company/szaboscandic) 

Flotillin 2 antibody, C-term

Cat No. GTX89704

Host	Goat
Clonality	Polyclonal
Isotype	IgG
Application	WB, IHC-P
Reactivity	Human

Package

100 µg

APPLICATION

Application Note

*Optimal dilutions/concentrations should be determined by the researcher.

Suggested dilution	Dilution
WB	0.1-0.3µg/ml
IHC-P	3.75µg/ml

Not tested in other applications.


Calculated MW 47 kDa. ([Note](#))

PROPERTIES

Form	Liquid
Buffer	Tris saline pH7.3, 0.02% sodium azide, 0.5% BSA.
Storage	Store as concentrated solution. Centrifuge briefly prior to opening vial. For short-term storage (1-2 weeks), store at 4°C. For long-term storage, aliquot and store at -20°C or below. Avoid multiple freeze-thaw cycles.
Concentration	0.50 mg/ml (Please refer to the vial label for the specific concentration.)
Immunogen	Peptide with sequence C-SKIPLIKKATGVQV, from the C Terminus of the protein sequence according to NP_004466.2.
Purification	Purified by ammonium sulphate precipitation followed by antigen affinity chromatography
Conjugation	Unconjugated
Note	For laboratory use only. Not for any clinical, therapeutic, or diagnostic use in humans or animals. Not for animal or human consumption.



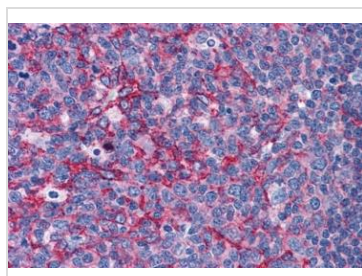
For full product information, images and publications, please visit our [website](#).

DATA IMAGES

GTX89704 WB Image

WB analysis of human cerebellum lysate using GTX89704 Flotillin 2 antibody, C-term.

Dilution : 0.1µg/ml

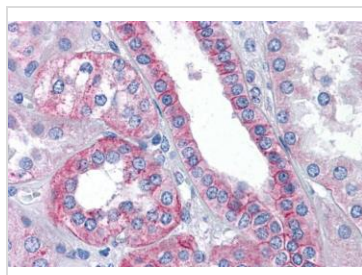
Loading : 35µg protein in RIPA buffer


GTX89704 IHC-P Image

IHC-P analysis of human tonsil using GTX89704 Flotillin 2 antibody, C-term.

Antigen retrieval : citrate buffer pH 6

Dilution : 3.75µg/ml


GTX89704 IHC-P Image

IHC-P analysis of human kidney using GTX89704 Flotillin 2 antibody, C-term.

Antigen retrieval : citrate buffer pH 6

Dilution : 3.75µg/ml



For full product information, images and publications, please visit our [website](#).