



SZABO SCANDIC

Part of Europa Biosite

Produktinformation



Forschungsprodukte & Biochemikalien



Zellkultur & Verbrauchsmaterial



Diagnostik & molekulare Diagnostik



Laborgeräte & Service

Weitere Information auf den folgenden Seiten!
See the following pages for more information!



Lieferung & Zahlungsart

siehe unsere [Liefer- und Versandbedingungen](#)

Zuschläge

- Mindermengenzuschlag
- Trockeneiszuschlag
- Gefahrgutzuschlag
- Expressversand

SZABO-SCANDIC HandelsgmbH

Quellenstraße 110, A-1100 Wien

T. +43(0)1 489 3961-0

F. +43(0)1 489 3961-7

mail@szabo-scandic.com

www.szabo-scandic.com

[linkedin.com/company/szaboscandic](https://www.linkedin.com/company/szaboscandic) 

NLRP3 (C Terminus) antibody, C-term

Cat No. GTX89829

Host	Goat
Clonality	Polyclonal
Isotype	IgG
Application	ICC/IF, IHC-P, FACS
Reactivity	Human

Package
100 µg

APPLICATION

Application Note

*Optimal dilutions/concentrations should be determined by the researcher.

Suggested dilution	Dilution
ICC/IF	10µg/ml
IHC-P	Assay dependent
FACS	Assay dependent

Note : Strong expression of the protein seen in the cytoplasm of U937 cells.

Not tested in other applications.

Calculated MW 118 kDa. ([Note](#))

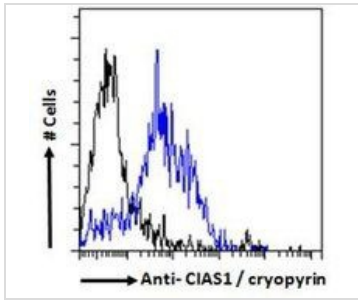
PROPERTIES

Form	Liquid
Buffer	Tris saline pH7.3, 0.02% sodium azide, 0.5% BSA.
Storage	Store as concentrated solution. Centrifuge briefly prior to opening vial. For short-term storage (1-2 weeks), store at 4°C. For long-term storage, aliquot and store at -20°C or below. Avoid multiple freeze-thaw cycles.
Concentration	0.50 mg/ml (Please refer to the vial label for the specific concentration.)
Immunogen	Peptide with sequence C-EKPELTVWFPSW, from the C Terminus of the protein sequence according to NP_001073289.1; NP_004886.3; NP_899632.1; NP_001120933.1; NP_001120934.1.
Purification	Purified by ammonium sulphate precipitation followed by antigen affinity chromatography
Conjugation	Unconjugated
Note	For laboratory use only. Not for any clinical, therapeutic, or diagnostic use in humans or animals. Not for animal or human consumption.



For full product information, images and publications, please visit our [website](#).

DATA IMAGES

**GTX89829 FACS Image**

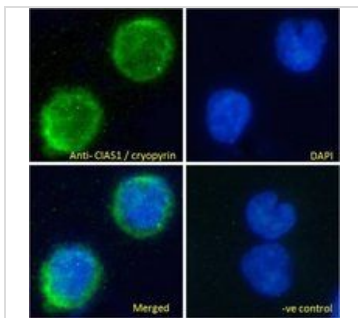
FACS analysis of PFA fixed human peripheral blood monocytes using GTX89829 Cryopyrin (C Terminus) antibody, C-term.

Blue : Primary antibody

Black : Isotype control

Permeabilization : 0.5% Triton

Dilution : 10µg/ml

**GTX89829 ICC/IF Image**

ICC/IF analysis of PFA fixed U937 cells using GTX89829 Cryopyrin (C Terminus) antibody, C-term.

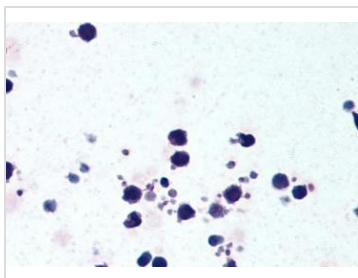
Green : Primary antibody

Blue : DAPI

Negative control : Unimmunized goat IgG

Permeabilization : 0.15% Triton

Dilution : 10µg/ml

**GTX89829 IHC-P Image**

IHC-P analysis of human peripheral blood leukocytes using GTX89829 Cryopyrin (C Terminus) antibody, C-term.

Antigen retrieval : citrate buffer pH 6

Dilution : 5µg/ml



For full product information, images and publications, please visit our [website](#).