



# SZABO SCANDIC

Part of Europa Biosite

## Produktinformation



Forschungsprodukte & Biochemikalien



Zellkultur & Verbrauchsmaterial



Diagnostik & molekulare Diagnostik



Laborgeräte & Service

Weitere Information auf den folgenden Seiten!  
See the following pages for more information!



### Lieferung & Zahlungsart

siehe unsere [Liefer- und Versandbedingungen](#)

### Zuschläge

- Mindermengenzuschlag
- Trockeneiszuschlag
- Gefahrgutzuschlag
- Expressversand

### SZABO-SCANDIC HandelsgmbH

Quellenstraße 110, A-1100 Wien

T. +43(0)1 489 3961-0

F. +43(0)1 489 3961-7

[mail@szabo-scandic.com](mailto:mail@szabo-scandic.com)

[www.szabo-scandic.com](http://www.szabo-scandic.com)

[linkedin.com/company/szaboscandic](https://www.linkedin.com/company/szaboscandic) 

## ANP32B antibody, C-term

Cat No. GTX89831

Host	Goat
Clonality	Polyclonal
Isotype	IgG
Application	WB, IHC-P
Reactivity	Human, Mouse, Rat, Pig

Package  
100 µg

## APPLICATION

## Application Note

\*Optimal dilutions/concentrations should be determined by the researcher.

Suggested dilution	Dilution
WB	0.1-0.3µg/ml
IHC-P	3-5µg/ml

**Note : Human Breast shows nuclear staining in lobular cells.**

Not tested in other applications.

Calculated MW 29 kDa. ( [Note](#) )

**Specificity/Sensitivity** This antibody does NOT recognize the TNF family member also known as APRIL - Gene ID number 8741. However this antibody may cross-react with ANP32A (GeneID 8125).

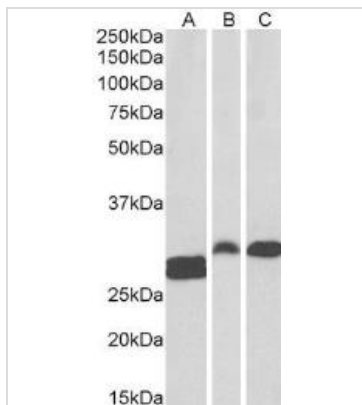
## PROPERTIES

Form	Liquid
Buffer	Tris saline pH7.3, 0.02% sodium azide, 0.5% BSA.
Storage	Store as concentrated solution. Centrifuge briefly prior to opening vial. For short-term storage (1-2 weeks), store at 4°C. For long-term storage, aliquot and store at -20°C or below. Avoid multiple freeze-thaw cycles.
Concentration	0.50 mg/ml (Please refer to the vial label for the specific concentration.)
Immunogen	Peptide with sequence C-KRKRETDDEGEDD, from the C Terminus of the protein sequence according to NP_006392.1.
Purification	Purified by ammonium sulphate precipitation followed by antigen affinity chromatography
Conjugation	Unconjugated
Note	For laboratory use only. Not for any clinical, therapeutic, or diagnostic use in humans or animals. Not for animal or human consumption.



For full product information, images and publications, please visit our [website](#).

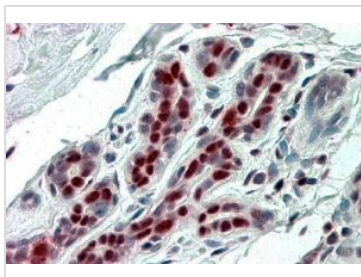
## DATA IMAGES

**GTX89831 WB Image**

WB analysis of human tonsil (A) and rat (B) and pig (C) spleen lysate using GTX89831 ANP32B antibody, C-term.

Dilution : 0.1µg/ml

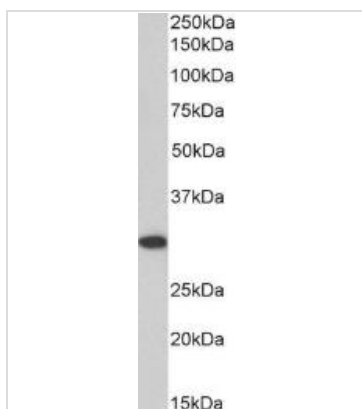
Loading : 35µg protein in RIPA buffer

**GTX89831 IHC-P Image**

IHC-P analysis of human breast using GTX89831 ANP32B antibody, C-term.

Antigen retrieval : citrate buffer pH 6

Dilution : 3.8µg/ml

**GTX89831 WB Image**

WB analysis of NIH-3T3 cell lysate using GTX89831 ANP32B antibody, C-term.

Dilution : 0.1µg/ml

Loading : 35µg protein in RIPA buffer



For full product information, images and publications, please visit our [website](#).