



# SZABO SCANDIC

Part of Europa Biosite

## Produktinformation



Forschungsprodukte & Biochemikalien



Zellkultur & Verbrauchsmaterial



Diagnostik & molekulare Diagnostik



Laborgeräte & Service

Weitere Information auf den folgenden Seiten!  
See the following pages for more information!



### Lieferung & Zahlungsart

siehe unsere [Liefer- und Versandbedingungen](#)

### Zuschläge

- Mindermengenzuschlag
- Trockeneiszuschlag
- Gefahrgutzuschlag
- Expressversand

### SZABO-SCANDIC HandelsgmbH

Quellenstraße 110, A-1100 Wien

T. +43(0)1 489 3961-0

F. +43(0)1 489 3961-7

[mail@szabo-scandic.com](mailto:mail@szabo-scandic.com)

[www.szabo-scandic.com](http://www.szabo-scandic.com)

[linkedin.com/company/szaboscandic](https://www.linkedin.com/company/szaboscandic) 

# Reinecke salt

sc-203369



The Power is Question

## Material Safety Data Sheet

Hazard Alert Code  
Key:

EXTREME

HIGH

MODERATE

LOW

## Section 1 - CHEMICAL PRODUCT AND COMPANY IDENTIFICATION

### PRODUCT NAME

Reinecke salt

### STATEMENT OF HAZARDOUS NATURE

CONSIDERED A HAZARDOUS SUBSTANCE ACCORDING TO OSHA 29 CFR 1910.1200.

### NFPA



### SUPPLIER

Company: Santa Cruz Biotechnology, Inc.

Address:

2145 Delaware Ave

Santa Cruz, CA 95060

Telephone: 800.457.3801 or 831.457.3800

Emergency Tel: CHEMWATCH: From within the US and  
Canada: 877-715-9305

Emergency Tel: From outside the US and Canada: +800 2436  
2255 (1-800-CHEMCALL) or call +613 9573 3112

### PRODUCT USE

Precipitant for primary and secondary amines, proline, hydroxyproline and certain amino acids. Used as a colourimetric reagent for determination of mercury with which it precipitates to give a red colour.

### SYNONYMS

C4-H10-Cr-N7-S4,  $\text{NH}_4(\text{Cr}(\text{NH}_3)_2(\text{SCN})_4)\cdot\text{H}_2\text{O}$ , "ammonium diammineterakis(thiocyanato-N)chromate(1-)", "ammonium tetrathiocyanodiammonochromate",  $\text{K}[\text{Cr}(\text{NH}_3)_2(\text{SCN})_4]$ , "ammonium tetrarhodanodiamminechromate (III)", "ammonium tetrarhodanodiamminechromate (III)", "ammonium tetrathiocyanatodiamminechromate (III)", "ammonium tetrathiocyanatodiamminechromate (III)"

## Section 2 - HAZARDS IDENTIFICATION

### CANADIAN WHMIS SYMBOLS



### EMERGENCY OVERVIEW

#### RISK

Contact with acids liberates very toxic gas.

May cause SENSITIZATION by skin contact.

Harmful by inhalation, in contact with skin and if swallowed.

May cause long-term adverse effects in the environment.

Very toxic to aquatic organisms, may cause long-term adverse effects in the aquatic environment.

### POTENTIAL HEALTH EFFECTS

### ACUTE HEALTH EFFECTS

## SWALLOWED

■ Accidental ingestion of the material may be harmful; animal experiments indicate that ingestion of less than 150 gram may be fatal or may produce serious damage to the health of the individual.

## EYE

■ Although the material is not thought to be an irritant, direct contact with the eye may cause transient discomfort characterized by tearing or conjunctival redness (as with windburn). Slight abrasive damage may also result. The material may produce foreign body irritation in certain individuals.

## SKIN

■ Skin contact with the material may be harmful; systemic effects may result following absorption.

■ The material is not thought to be a skin irritant (as classified using animal models). Abrasive damage however, may result from prolonged exposures. Good hygiene practice requires that exposure be kept to a minimum and that suitable gloves be used in an occupational setting.

■ Open cuts, abraded or irritated skin should not be exposed to this material.

■ Entry into the blood-stream, through, for example, cuts, abrasions or lesions, may produce systemic injury with harmful effects. Examine the skin prior to the use of the material and ensure that any external damage is suitably protected.

## INHALED

■ Inhalation of dusts, generated by the material, during the course of normal handling, may be harmful.

■ The material is not thought to produce respiratory irritation (as classified using animal models). Nevertheless inhalation of dusts, or fume, especially for prolonged periods, may produce respiratory discomfort and occasionally, distress.

■ Persons with impaired respiratory function, airway diseases and conditions such as emphysema or chronic bronchitis, may incur further disability if excessive concentrations of particulate are inhaled.

■ The intensity and time of exposure to hydrogen cyanide determines effects, symptoms. Short term inhalation of 20 to 40 ppm hydrogen cyanide may result in slight symptoms. Higher concentrations can cause death within minutes or hours; a concentration of 270 ppm can be fatal in one minute. Acute exposure to cyanides can cause death by cyanosis, asphyxia. At very low doses, symptoms of hydrogen cyanide exposure may be weakness, headaches, confusion, giddiness, dizziness, confusion, anxiety, nausea and vomiting. Normal blood pressure with rapid pulse is usual in mild cases. The respiratory rate varies with the intensity of exposure: rapid with mild exposure, or slow and gasping with severe exposure. Symptoms of mild exposure to hydrogen cyanide are completely reversed when exposure ceases.

In severe cases, breathing is rapid and deep, then becomes slow and gasping. The victim may feel an irregular heartbeat and tightness in the chest. The skin appears bright pink or red. Fluid may fill the lungs and interfere with breathing. Unconsciousness, convulsions and death can quickly follow depending on the degree of exposure. Massive exposures may produce sudden collapse and death. concentration of 270 If death does not result, recovery is usually complete. There have however been a few reports of after-effects. These are similar to those seen in people deprived of oxygen, e.g. near-drowning victims.

## CHRONIC HEALTH EFFECTS

■ Skin contact with the material is more likely to cause a sensitization reaction in some persons compared to the general population.

Limited evidence suggests that repeated or long-term occupational exposure may produce cumulative health effects involving organs or biochemical systems.

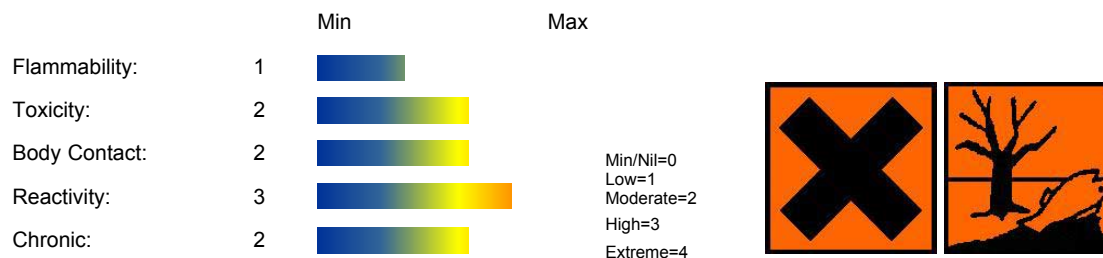
Long term exposure to high dust concentrations may cause changes in lung function i.e. pneumoconiosis; caused by particles less than 0.5 micron penetrating and remaining in the lung. Prime symptom is breathlessness; lung shadows show on X-ray.

Chromium(III) is an essential trace mineral. Chronic exposure to chromium(III) irritates the airways, malnourishes the liver and kidneys, causes fluid in the lungs, and adverse effects on white blood cells, and also increases the risk of developing lung cancer. Chromium (VI) can irritate the skin, eyes and airways. Allergic reactions can involve both the skin and airways, and the compounds can diminish taste and smell, discolor the skin and eyes, cause blood disorders and damage the liver, kidneys, digestive tract and lungs. It predisposes humans to cancers of the respiratory tract and digestive system. Ulceration to the skin can occur, and, chromium(VI) is one of the most allergenic substances known.

Chronic exposure to cyanides and certain nitriles may result in interference to iodine uptake by thyroid gland and its consequent enlargement. This occurs following metabolic conversion of the cyanide moiety to thiocyanate. Thyroid insufficiency may also occur as a result of metabolic conversion of cyanides to the corresponding thiocyanate. Exposure to small amounts of cyanide compounds over long periods are reported to cause loss of appetite, headache, weakness, nausea, dizziness, abdominal pain, changes in taste and smell, muscle cramps, weight loss, flushing of the face, persistent runny nose and irritation of the upper respiratory tract and eyes. These symptoms are not specific to cyanide exposure and therefore the existence of a chronic cyanide toxicity remains speculative. Repeated minor contact with cyanides produce a characteristic rash with itching, papules (small, superficial raised spots on the skin) and possible sensitization. Concerns have been expressed that low-level, long term exposures may result in damage to the nerves of the eye.

## Section 3 - COMPOSITION / INFORMATION ON INGREDIENTS

### HAZARD RATINGS



NAME	CAS RN	%
ammonium reineckate	13573-16-5	>98
decomposes in aqueous solutions to		
<a href="#">hydrogen cyanide</a>	74-90-8	

## Section 4 - FIRST AID MEASURES

### SWALLOWED

- 
- IF SWALLOWED, REFER FOR MEDICAL ATTENTION, WHERE POSSIBLE, WITHOUT DELAY.
- Where Medical attention is not immediately available or where the patient is more than 15 minutes from a hospital or unless instructed otherwise:
  - For advice, contact a Poisons Information Center or a doctor.
  - Urgent hospital treatment is likely to be needed.
  - If conscious, give water to drink.
  - INDUCE vomiting with fingers down the back of the throat, ONLY IF CONSCIOUS. Lean patient forward or place on left side (head-down position, if possible) to maintain open airway and prevent aspiration.

NOTE: Wear a protective glove when inducing vomiting by mechanical means.

- In the mean time, qualified first-aid personnel should treat the patient following observation and employing supportive measures as indicated by the patient's condition.
- If the services of a medical officer or medical doctor are readily available, the patient should be placed in his/her care and a copy of the MSDS should be provided. Further action will be the responsibility of the medical specialist.
- If medical attention is not available on the worksite or surroundings send the patient to a hospital together with a copy of the MSDS.

### EYE

- If this product comes in contact with the eyes:
  - Wash out immediately with fresh running water.
  - Ensure complete irrigation of the eye by keeping eyelids apart and away from eye and moving the eyelids by occasionally lifting the upper and lower lids.
  - If pain persists or recurs seek medical attention.
  - Removal of contact lenses after an eye injury should only be undertaken by skilled personnel.

### SKIN

- If skin contact occurs:
  - Immediately remove all contaminated clothing, including footwear
  - Flush skin and hair with running water (and soap if available).
  - Seek medical attention in event of irritation.

### INHALED

- 
- If fumes or combustion products are inhaled remove from contaminated area.
- Lay patient down. Keep warm and rested.
- Prostheses such as false teeth, which may block airway, should be removed, where possible, prior to initiating first aid procedures.
- Apply artificial respiration if not breathing, preferably with a demand valve resuscitator, bag-valve mask device, or pocket mask as trained. Perform CPR if necessary.
- Transport to hospital, or doctor.

### NOTES TO PHYSICIAN

- Treat symptomatically.
- Signs symptoms of acute cyanide poisoning reflect cellular hypoxia and are often non-specific.
- Cyanosis may be a late finding.
- A bradycardia, hypertensive and tachypneic patient suggests poisoning especially if CNS and cardiovascular depression subsequently occurs.
- Immediate attention should be directed towards assisted ventilation, administration of 100% oxygen, insertion of intravenous lines and institution of cardiac monitoring.
- Obtain an arterial blood gas immediately and correct any severe metabolic acidosis (pH below 7.15).
- Mildly symptomatic patients generally require supportive care alone. Nitrites should not be given indiscriminately - in all cases of moderate to severe poisoning, they should be given in conjunction with thiosulfate. As a temporizing measure supply amyl nitrite perles ( 0.2ml inhaled 30 seconds every minute) until intravenous lines for sodium nitrite are established. 10 ml of a 3% solution is administered over 4 minutes to produce 20% methemoglobin in adults. Follow directly with 50 ml of 25% sodium thiosulfate, at the same rate, IV. If symptoms reappear or persist within 1/2-1 hour, repeat nitrite and thiosulfate at 50% of initial dose. As the mode of action involves the metabolic conversion of the thiosulfate to thiocyanate, renal failure may enhance thiocyanate toxicity.
- Methylene blue is not an antidote. [Ellenhorn and Barceloux: Medical Toxicology]

If amyl nitrite intervention is employed then Medical Treatment Kits should contain the following:

- One box containing one dozen amyl nitrite ampoules
- Two sterile ampoules of sodium nitrite solution (10 mL of a 3% solution in each)
- Two sterile ampoules of sodium thiosulfate solution (50 mL of a 25% solution in each)
- One 10 mL sterile syringe. One 50 mL sterile syringe. Two sterile intravenous needles. One tourniquet.
- One dozen gauze pads.
- Latex gloves
- A "Biohazard" bag for disposal of bloody/contaminated equipment.
- A set of cyanide instructions on first aid and medical treatment.

- Notes on the use of amyl nitrite:-

- AN is highly volatile and flammable - do not smoke or use around a source of ignition.
- If treating patient in a windy or draughty area provide some shelter or protection (shirt, wall, drum, cupped hand etc.) to prevent amyl nitrite vapor from being blown away. Keep ampoule upwind from the nose, the objective is to get amyl nitrite into the patient's lungs.
- Rescuers should avoid AN inhalation to avoid becoming dizzy and losing competence.
- Lay the patient down. Since AN dilates blood vessels and lowers blood pressure, lying down will help keep patient conscious.
- DO NOT overuse - excessive use might put the patient into shock. Experience at DuPont plants has not shown any serious after-effects from treatment with amyl nitrite.

ADDITIONAL NOTES:

- Major medical treatment procedures may vary e.g. US (FDA method as recommended by DuPont) uses amyl nitrite as a methemoglobin generator, followed by treatment with sodium nitrite and then sodium thiosulfate.

MODES OF ACTION: Amyl nitrite (AN) reacts with hemoglobin (HB) to form about 5% methemoglobin (MHB). Sodium nitrite (NaNO<sub>2</sub>) reacts with hemoglobin to form approximately 20-30% methemoglobin. Methemoglobin attracts cyanide ions (CN) from tissue and binds with them to become cyanmethemoglobin (CNMHB). Sodium thiosulfate (Na<sub>2</sub>S<sub>2</sub>O<sub>3</sub>) converts cyanmethemoglobin to thiocyanate (HSCN) which is excreted by the kidneys. i.e. AN + HB = MHB NaNO<sub>2</sub> + HB = MHB CN + MHB = CNMHB Na<sub>2</sub>S<sub>2</sub>O<sub>3</sub> + CNMHB + O<sub>2</sub> = HSCN

- The administration of the antidote salts is intravenous in normal saline, Ringers lactate or other available IV fluid.

## Section 5 - FIRE FIGHTING MEASURES

Vapour Pressure (mmHG):	Negligible
Upper Explosive Limit (%):	Not Available
Specific Gravity (water=1):	Not available.
Lower Explosive Limit (%):	Not Available

### EXTINGUISHING MEDIA

- 
- Foam.
- Dry chemical powder.
- BCF (where regulations permit).
- Carbon dioxide.
- Water spray or fog - Large fires only.

### FIRE FIGHTING

- 
- Alert Emergency Responders and tell them location and nature of hazard.
- Wear breathing apparatus plus protective gloves.
- Prevent, by any means available, spillage from entering drains or water course.
- Use water delivered as a fine spray to control fire and cool adjacent area.
- DO NOT approach containers suspected to be hot.
- Cool fire exposed containers with water spray from a protected location.
- If safe to do so, remove containers from path of fire.
- Equipment should be thoroughly decontaminated after use.

### GENERAL FIRE HAZARDS/HAZARDOUS COMBUSTIBLE PRODUCTS

- 
- Combustible solid which burns but propagates flame with difficulty.
- Avoid generating dust, particularly clouds of dust in a confined or unventilated space as dusts may form an explosive mixture with air, and any source of ignition, i.e. flame or spark, will cause fire or explosion. Dust clouds generated by the fine grinding of the solid are a particular hazard; accumulations of fine dust may burn rapidly and fiercely if ignited.
- Dry dust can be charged electrostatically by turbulence, pneumatic transport, pouring, in exhaust ducts and during transport.
- Build-up of electrostatic charge may be prevented by bonding and grounding.
- Powder handling equipment such as dust collectors, dryers and mills may require additional protection measures such as explosion venting.

Combustion products include: carbon monoxide (CO), carbon dioxide (CO<sub>2</sub>), nitrogen oxides (NO<sub>x</sub>), sulfur oxides (SO<sub>x</sub>), other pyrolysis products typical of burning organic material.

### FIRE INCOMPATIBILITY

- Avoid contamination with oxidizing agents i.e. nitrates, oxidizing acids, chlorine bleaches, pool chlorine etc. as ignition may result.

### PERSONAL PROTECTION

Glasses:

Chemical goggles.

Gloves:

Respirator:

Particulate

## Section 6 - ACCIDENTAL RELEASE MEASURES

### MINOR SPILLS

- Environmental hazard - contain spillage.
- Remove all ignition sources.
- Clean up all spills immediately.
- Avoid contact with skin and eyes.
- Control personal contact by using protective equipment.
- Use dry clean up procedures and avoid generating dust.
- Place in a suitable, labelled container for waste disposal.

### MAJOR SPILLS

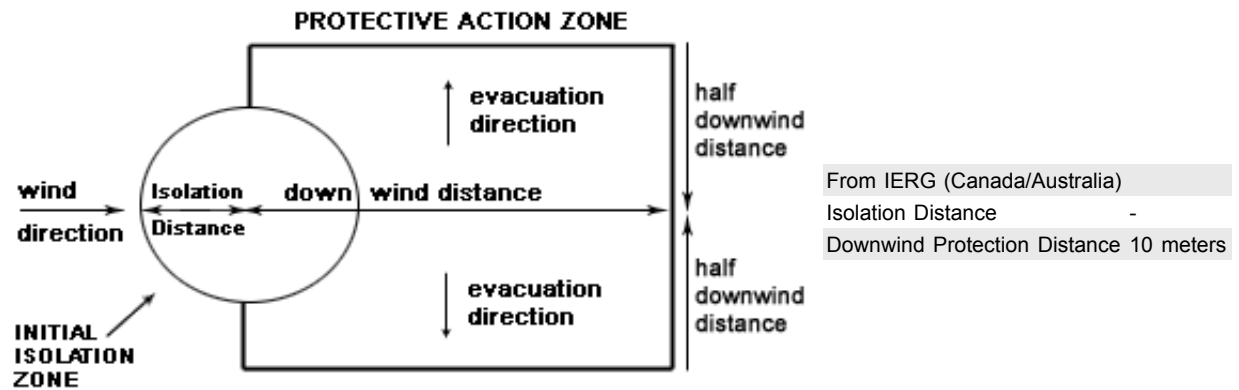
- Environmental hazard - contain spillage.

Moderate hazard.

- CAUTION: Advise personnel in area.
- Alert Emergency Responders and tell them location and nature of hazard.
- Control personal contact by wearing protective clothing.
- Prevent, by any means available, spillage from entering drains or water courses.
- Recover product wherever possible.
- IF DRY: Use dry clean up procedures and avoid generating dust. Collect residues and place in sealed plastic bags or other containers for disposal. IF WET: Vacuum/shovel up and place in labelled containers for disposal.
- ALWAYS: Wash area down with large amounts of water and prevent runoff into drains.

- If contamination of drains or waterways occurs, advise emergency services.

## PROTECTIVE ACTIONS FOR SPILL



## FOOTNOTES

- 1 PROTECTIVE ACTION ZONE is defined as the area in which people are at risk of harmful exposure. This zone assumes that random changes in wind direction confines the vapour plume to an area within 30 degrees on either side of the predominant wind direction, resulting in a crosswind protective action distance equal to the downwind protective action distance.
- 2 PROTECTIVE ACTIONS should be initiated to the extent possible, beginning with those closest to the spill and working away from the site in the downwind direction. Within the protective action zone a level of vapour concentration may exist resulting in nearly all unprotected persons becoming incapacitated and unable to take protective action and/or incurring serious or irreversible health effects.
- 3 INITIAL ISOLATION ZONE is determined as an area, including upwind of the incident, within which a high probability of localised wind reversal may expose nearly all persons without appropriate protection to life-threatening concentrations of the material.
- 4 SMALL SPILLS involve a leaking package of 200 litres (55 US gallons) or less, such as a drum (jerrican or box with inner containers). Larger packages leaking less than 200 litres and compressed gas leaking from a small cylinder are also considered "small spills". LARGE SPILLS involve many small leaking packages or a leaking package of greater than 200 litres, such as a cargo tank, portable tank or a "one-tonne" compressed gas cylinder.
- 5 Guide 171 is taken from the US DOT emergency response guide book.
- 6 IERG information is derived from CANUTEC - Transport Canada.

## ACUTE EXPOSURE GUIDELINE LEVELS (AEGL) (in ppm)

hydrogen cyanide						
AEGL Type	10 min	30 min	60 min	4 hr	8 hr	
AEGL 1	2.5	2.5	2	1.3		GALSYN~
AEGL 2	17	10	7.1	3.5		GALSYN~
AEGL 3	27	21	15	8.6		GALSYN~

AEGL 1: The airborne concentration of a substance above which it is predicted that the general population, including susceptible individuals, could experience notable discomfort, irritation, or certain asymptomatic nonsensory effects. However, the effects are not disabling and are transient and reversible upon cessation of exposure.

AEGL 2: The airborne concentration of a substance above which it is predicted that the general population, including susceptible individuals, could experience irreversible or other serious, long-lasting adverse health effects or an impaired ability to escape.

AEGL 3: The airborne concentration of a substance above which it is predicted that the general population, including susceptible individuals, could experience life-threatening health effects or death.

## Section 7 - HANDLING AND STORAGE

### PROCEDURE FOR HANDLING

- Avoid all personal contact, including inhalation.
- Wear protective clothing when risk of exposure occurs.
- Use in a well-ventilated area.
- Prevent concentration in hollows and sumps.
- DO NOT enter confined spaces until atmosphere has been checked.
- DO NOT allow material to contact humans, exposed food or food utensils.
- Avoid contact with incompatible materials.
- When handling, DO NOT eat, drink or smoke.
- Keep containers securely sealed when not in use.
- Avoid physical damage to containers.
- Always wash hands with soap and water after handling.
- Work clothes should be laundered separately.
- Launder contaminated clothing before re-use.
- Use good occupational work practice.
- Observe manufacturer's storing and handling recommendations.
- Atmosphere should be regularly checked against established exposure standards to ensure safe working conditions are maintained.

Empty containers may contain residual dust which has the potential to accumulate following settling. Such dusts may explode

in the presence of an appropriate ignition source.

- Do NOT cut, drill, grind or weld such containers
- In addition ensure such activity is not performed near full, partially empty or empty containers without appropriate workplace safety authorisation or permit.

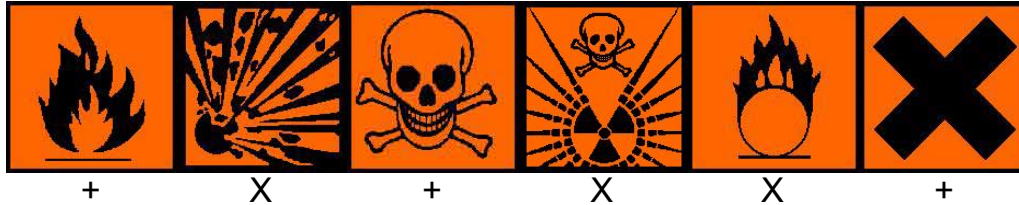
### RECOMMENDED STORAGE METHODS

- Glass container.
- Polyethylene or polypropylene container.
- Check all containers are clearly labelled and free from leaks.

### STORAGE REQUIREMENTS

- DO NOT store near acids, or oxidizing agents.
- Observe manufacturer's storing and handling recommendations.

### SAFE STORAGE WITH OTHER CLASSIFIED CHEMICALS



X: Must not be stored together

O: May be stored together with specific preventions

+: May be stored together

## Section 8 - EXPOSURE CONTROLS / PERSONAL PROTECTION

### EXPOSURE CONTROLS

Source	Material	TWA ppm	TWA mg/m <sup>3</sup>	STEL ppm	STEL mg/m <sup>3</sup>	Peak ppm	Peak mg/m <sup>3</sup>	TWA F/CC	Notes
Canada - Northwest Territories Occupational Exposure Limits (English)	ammonium reineckate (Chromium, Sol. chromic, chromous salts (as Cr))		0.5		0.15				
Canada - Northwest Territories Occupational Exposure Limits (English)	ammonium reineckate (Chromite ore processing (chromate (as Cr)))		0.05		0.15				
Canada - British Columbia Occupational Exposure Limits	hydrogen cyanide (Hydrogen cyanide, as CN)					4.7			Skin
Canada - Ontario Occupational Exposure Limits	hydrogen cyanide (Hydrogen cyanide and Cyanide salts, as CN Hydrogen cyanide)					4.7			Skin
US - Minnesota Permissible Exposure Limits (PELs)	hydrogen cyanide (Hydrogen cyanide)			4.7	5				
US ACGIH Threshold Limit Values (TLV)	hydrogen cyanide (Hydrogen cyanide)					4.7			Measured as CN. TLV Basis: upper respiratory tract irritation; headache; nausea; thyroid effects
US NIOSH Recommended Exposure Limits (RELs)	hydrogen cyanide (Hydrogen cyanide)			4.7	5				
Canada - Alberta Occupational Exposure Limits	hydrogen cyanide (Cyanide and Cyanide salts and hydrogen cyanide as CN: Hydrogen cyanide)					4.7	5.2		
US - Tennessee Occupational Exposure Limits - Limits For Air Contaminants	hydrogen cyanide (Hydrogen cyanide)			4.7	5				
US - Vermont Permissible Exposure Limits Table Z-1-A Transitional Limits for Air Contaminants	hydrogen cyanide (Hydrogen cyanide)	10	11						
US - Vermont Permissible Exposure Limits Table Z-1-A Final Rule Limits for Air Contaminants	hydrogen cyanide (Hydrogen cyanide)			4.7	5				
US - California Permissible Exposure Limits for Chemical	hydrogen cyanide (Hydrogen cyanide)					4.7	5		

Contaminants	Cyanide)						
US - Idaho - Limits for Air Contaminants	hydrogen cyanide (Hydrogen cyanide)	10	11				
US - Hawaii Air Contaminant Limits	hydrogen cyanide (Hydrogen cyanide)			4.7	5		
US - Alaska Limits for Air Contaminants	hydrogen cyanide (Hydrogen cyanide)			4.7	5		
US - Michigan Exposure Limits for Air Contaminants	hydrogen cyanide (Hydrogen cyanide)			4.7	5		
Canada - Yukon Permissible Concentrations for Airborne Contaminant Substances	hydrogen cyanide (Hydrogen cyanide - Skin)	10	11	15	16		
US - Washington Permissible exposure limits of air contaminants	hydrogen cyanide (Hydrogen cyanide)			4.7			
Canada - Saskatchewan Occupational Health and Safety Regulations - Contamination Limits	hydrogen cyanide (Hydrogen cyanide and cyanide salts, (as CN): Hydrogen cyanide)					4.7	Skin
US - Oregon Permissible Exposure Limits (Z1)	hydrogen cyanide (Hydrogen cyanide)	10	11				
US - Wyoming Toxic and Hazardous Substances Table Z1 Limits for Air Contaminants	hydrogen cyanide (Hydrogen cyanide)	10	11				
Canada - Quebec Permissible Exposure Values for Airborne Contaminants (English)	hydrogen cyanide (Hydrogen cyanide)			10	11		
US OSHA Permissible Exposure Levels (PELs) - Table Z1	hydrogen cyanide (Hydrogen cyanide)	10	11				
Canada - Northwest Territories Occupational Exposure Limits (English)	hydrogen cyanide (Hydrogen cyanide - Skin)			10	11		
Canada - Nova Scotia Occupational Exposure Limits	hydrogen cyanide (Hydrogen cyanide)			4.7			Measured as CN. TLV Basis: upper respiratory tract irritation; headache; nausea; thyroid effects
Canada - Prince Edward Island Occupational Exposure Limits	hydrogen cyanide (Hydrogen cyanide)			4.7			Measured as CN. TLV Basis: upper respiratory tract irritation; headache; nausea; thyroid effects

#### EMERGENCY EXPOSURE LIMITS

Material	Revised IDLH Value (mg/m3)	Revised IDLH Value (ppm)
hydrogen cyanide		50 [Unch]

#### MATERIAL DATA

##### AMMONIUM REINECKATE:

##### HYDROGEN CYANIDE:

■ Hydrocyanic acid (hydrogen cyanide) Odour threshold: 0.2 - 5.0 ppm., recognition 2.0 - 5.0 ppm.

NOTE: Detector tubes for hydrocyanic acid, measuring in excess of 2 ppm, are commercially available. Long-term (8 hrs) measurements may be conducted to detect concentrations exceeding 1.3 ppm.

The recommended TLV-C is thought to provide protection against the significant risk of headache, fatigue, colic and nervousness observed in individuals exposed at 10 ppm in a full working shift. There are no rigorous studies which demonstrate objective signs of cyanide induced adverse health effects from long-term exposure to HCN in the workplace at concentrations equal to or less than 10 ppm. Although reports do exist which describe diverse and non-specific symptoms attributed to chronic exposures, other chemicals and stressors may also be implicated.

WARNING: Odour may give NO warning of exposure. Faint odour of almonds may be perceptible to some; but estimates give 40% of population as unable to detect odour of gas and odour fatigue is known to rapidly occur.

HCN Level in	Duration in minutes	Resulting Conditions on Humans
mg/m3	ppm	
		Threshold of "bitter almonds"



2.2-5.5	2-5	-	smell detectable by some people.
11	10	-	NOHSC peak limitation exposure standard.
19.8-39.6	18-36	Several hours	Slight symptoms of cyanide poisoning.
48.5-59.4	45-54	30-60 minutes	Tolerated without immediate or delayed effects.
121-148.5	110-135	30-60 minutes	Fatal, or dangerous to life.
148.5	135	30 minutes	Fatal.
199.1	181	10 minutes	Fatal.
297	270	Immediately	Immediately fatal.

**AMMONIUM REINECKATE:**

■ Because of the low toxicity of chromium metal and its divalent/trivalent compounds the recommended TLV is thought to minimize the potential of pulmonary disease and other toxic effects. Some jurisdictions require that health surveillance be carried on workers occupationally exposed to inorganic chromium.

Such surveillance should emphasize

- demography, occupational and medical history and health advice
- physical examination with emphasis on the respiratory system and skin
- weekly skin inspection of hands and forearms by a "responsible person"

**PERSONAL PROTECTION**



Consult your EHS staff for recommendations

**EYE**

- 
- Safety glasses with side shields.
- Chemical goggles.
- Contact lenses pose a special hazard; soft lenses may absorb irritants and all lenses concentrate them. DO NOT wear contact lenses.

**HANDS/FEET**

■ NOTE: The material may produce skin sensitization in predisposed individuals. Care must be taken, when removing gloves and other protective equipment, to avoid all possible skin contact.

Suitability and durability of glove type is dependent on usage. Important factors in the selection of gloves include: such as:

- frequency and duration of contact,
- chemical resistance of glove material,
- glove thickness and
- dexterity

Select gloves tested to a relevant standard (e.g. Europe EN 374, US F739).

- When prolonged or frequently repeated contact may occur, a glove with a protection class of 5 or higher (breakthrough time greater than 240 minutes according to EN 374) is recommended.
- When only brief contact is expected, a glove with a protection class of 3 or higher (breakthrough time greater than 60 minutes according to EN 374) is recommended.
- Contaminated gloves should be replaced.

Gloves must only be worn on clean hands. After using gloves, hands should be washed and dried thoroughly. Application of a non-perfumed moisturiser is recommended.

Experience indicates that the following polymers are suitable as glove materials for protection against undissolved, dry solids, where abrasive particles are not present.

- polychloroprene
- nitrile rubber
- butyl rubber
- fluorocautchouc
- polyvinyl chloride

Gloves should be examined for wear and/ or degradation constantly.

**OTHER**

- 
- Overalls.
- P.V.C. apron.
- Barrier cream.
- Skin cleansing cream.
- Eye wash unit.
- 
- Respirators may be necessary when engineering and administrative controls do not adequately prevent exposures.
- The decision to use respiratory protection should be based on professional judgment that takes into account toxicity information, exposure measurement data, and frequency and likelihood of the worker's exposure - ensure users are not subject to high thermal loads which may result in heat stress or distress due to personal protective equipment (powered, positive flow, full face apparatus may be an option).
- Published occupational exposure limits, where they exist, will assist in determining the adequacy of the selected respiratory . These may be government mandated or vendor recommended.
- Certified respirators will be useful for protecting workers from inhalation of particulates when properly selected and fit tested as part of a complete respiratory protection program.

- Use approved positive flow mask if significant quantities of dust becomes airborne.
- Try to avoid creating dust conditions.

## RESPIRATOR

Protection Factor	Half-Face Respirator	Full-Face Respirator	Powered Air Respirator
10 x PEL	P1	-	PAPR-P1
	Air-line*	-	-
50 x PEL	Air-line**	P2	PAPR-P2
100 x PEL	-	P3	-
		Air-line*	-
100+ x PEL	-	Air-line**	PAPR-P3

\* - Negative pressure demand \*\* - Continuous flow

Explanation of Respirator Codes:

Class 1 low to medium absorption capacity filters.

Class 2 medium absorption capacity filters.

Class 3 high absorption capacity filters.

PAPR Powered Air Purifying Respirator (positive pressure) cartridge.

Type A for use against certain organic gases and vapors.

Type AX for use against low boiling point organic compounds (less than 65°C).

Type B for use against certain inorganic gases and other acid gases and vapors.

Type E for use against sulfur dioxide and other acid gases and vapors.

Type K for use against ammonia and organic ammonia derivatives

Class P1 intended for use against mechanically generated particulates of sizes most commonly encountered in industry, e.g. asbestos, silica.

Class P2 intended for use against both mechanically and thermally generated particulates, e.g. metal fume.

Class P3 intended for use against all particulates containing highly toxic materials, e.g. beryllium.

The local concentration of material, quantity and conditions of use determine the type of personal protective equipment required.

Use appropriate NIOSH-certified respirator based on informed professional judgement. In conditions where no reasonable estimate of exposure can be made, assume the exposure is in a concentration IDLH and use NIOSH-certified full face pressure demand SCBA with a minimum service life of 30 minutes, or a combination full facepiece pressure demand SAR with auxiliary self-contained air supply. Respirators provided only for escape from IDLH atmospheres shall be NIOSH-certified for escape from the atmosphere in which they will be used.

## ENGINEERING CONTROLS

- Local exhaust ventilation is required where solids are handled as powders or crystals; even when particulates are relatively large, a certain proportion will be powdered by mutual friction.
- Exhaust ventilation should be designed to prevent accumulation and recirculation of particulates in the workplace.
- If in spite of local exhaust an adverse concentration of the substance in air could occur, respiratory protection should be considered. Such protection might consist of:
  - (a): particle dust respirators, if necessary, combined with an absorption cartridge;
  - (b): filter respirators with absorption cartridge or canister of the right type;
  - (c): fresh-air hoods or masks
- Build-up of electrostatic charge on the dust particle, may be prevented by bonding and grounding.
- Powder handling equipment such as dust collectors, dryers and mills may require additional protection measures such as explosion venting.

Air contaminants generated in the workplace possess varying "escape" velocities which, in turn, determine the "capture velocities" of fresh circulating air required to efficiently remove the contaminant.

Type of Contaminant:	Air Speed:
direct spray, spray painting in shallow booths, drum filling, conveyer loading, crusher dusts, gas discharge (active generation into zone of rapid air motion)	1-2.5 m/s (200-500 f/min.)
grinding, abrasive blasting, tumbling, high speed wheel generated dusts (released at high initial velocity into zone of very high rapid air motion).	2.5-10 m/s (500-2000 f/min.)

Within each range the appropriate value depends on:

Lower end of the range	Upper end of the range
1: Room air currents minimal or favorable to capture	1: Disturbing room air currents
2: Contaminants of low toxicity or of nuisance value only	2: Contaminants of high toxicity
3: Intermittent, low production.	3: High production, heavy use
4: Large hood or large air mass in motion	4: Small hood-local control only

Simple theory shows that air velocity falls rapidly with distance away from the opening of a simple extraction pipe. Velocity generally decreases with the square of distance from the extraction point (in simple cases). Therefore the air speed at the extraction point should be adjusted, accordingly, after reference to distance from the contaminating source. The air velocity at the extraction fan, for example, should be a minimum of 4-10 m/s (800-2000 f/min) for extraction of crusher dusts generated 2 meters distant from the extraction point. Other mechanical considerations, producing performance deficits within the extraction apparatus, make it essential that theoretical air velocities are multiplied by factors of 10 or more when extraction systems are installed or used.

## Section 9 - PHYSICAL AND CHEMICAL PROPERTIES

### PHYSICAL PROPERTIES

Solid.

Contact with acids liberates very toxic gas.

State	Divided solid	Molecular Weight	336.41
-------	---------------	------------------	--------

Melting Range (°F)	514.4- 521.6(decomp)	Viscosity	Not Applicable
Boiling Range (°F)	Not available	Solubility in water (g/L)	Reacts
Flash Point (°F)	Not Available	pH (1% solution)	Not available
Decomposition Temp (°F)	514.4	pH (as supplied)	Not applicable
Autoignition Temp (°F)	Not available.	Vapour Pressure (mmHG)	Negligible
Upper Explosive Limit (%)	Not Available	Specific Gravity (water=1)	Not available.
Lower Explosive Limit (%)	Not Available	Relative Vapor Density (air=1)	Not applicable.
Volatile Component (%vol)	Negligible	Evaporation Rate	Not applicable

## APPEARANCE

Red crystalline powder; mixes with water. Decomposes in aqueous solutions on prolonged standing with formation of hydrogen cyanide. Decomposes rapidly above 65 deg C. Hygroscopic. Usually in the monohydrate form.

## Section 10 - CHEMICAL STABILITY

### CONDITIONS CONTRIBUTING TO INSTABILITY

■ Metal compounds containing both coordinated ammonia, hydrazine, hydroxylamine or similar nitrogenous donors and coordinated or ionic perchlorate, chlorate, nitrate, nitrite, nitro, permanganate or other oxidizing groups (the so-called aminometal oxosalts) decompose violently under various conditions of impact, friction and heat. Many may explode powerfully with little or no provocation (particularly the oxygenated N-coordinated compounds of cobalt and chromium) and should be regarded as extremely dangerous as some are sensitive enough to propagate explosions under water. The amines of silver, gold, cadmium, lead and zinc contain oxidizing radicals and are also expected to be extremely sensitive. Some of the derivatives of metal biguanide and guanilyurea complexes are of this group. A series of pyrazole complexes which decompose explosively above 200 degrees C is notable because the anion is sulfate rather than the more obvious oxidant species. Higher amines of certain metals may decompose to tetraamines and diammines which in turn decompose explosively, at around 220 degrees C to the metal oxides. BRETHERRICK L.: Handbook of Reactive Chemical Hazards.

- Presence of incompatible materials.
- Product is considered stable.
- Hazardous polymerization will not occur.

### STORAGE INCOMPATIBILITY

■ Avoid strong acids.

Hydrogen cyanide:

- can be self-reactive, forming an explosive mixture with air (flash point -18 C.)
- unless inhibited, material stored more than 90 days may be hazardous
- when heated above 180 C. or in contact with alkalis or amines can polymerise explosively
- reacts violently with strong oxidisers, acetaldehyde
- solutions containing more than 2-5% water are less stable than dry material
- in combination with strong oxidising acids can produce explosive violent decomposition
- acid solutions react with ammonia, ferric oxide, halogens, ozone
- attacks some plastics, rubber and coatings
- aqueous solutions attack carbon steels at room temperatures and stainless steels (especially if stabilised with sulfuric acid) above 80 C.
- WARNING: Avoid or control reaction with peroxides. All transition metal peroxides should be considered as potentially explosive. For example transition metal complexes of alkyl hydroperoxides may decompose explosively.
- The pi-complexes formed between chromium(0), vanadium(0) and other transition metals (haloarene-metal complexes) and mono- or poly-fluorobenzene show extreme sensitivity to heat and are explosive.
- Avoid reaction with borohydrides or cyanoborohydrides

Metal compounds containing both coordinated ammonia, hydrazine, hydroxylamine or similar nitrogenous donors and coordinated or ionic perchlorate, chlorate, nitrate, nitrite, nitro, permanganate or other oxidizing groups (the so-called aminometal oxosalts) decompose violently under various conditions of impact, friction and heat. Many may explode powerfully with little or no provocation (particularly the oxygenated N-coordinated compounds of cobalt and chromium) and should be regarded as extremely dangerous as some are sensitive enough to propagate explosions under water. The amines of silver, gold, cadmium, lead and zinc contain oxidizing radicals and are also expected to be extremely sensitive. Some of the derivatives of metal biguanide and guanilyurea complexes are of this group. A series of pyrazole complexes which decompose explosively above 200 degrees C is notable because the anion is sulfate rather than the more obvious oxidant species. Higher amines of certain metals may decompose to tetraamines and diammines which in turn decompose explosively, at around 220 degrees C to the metal oxides. BRETHERRICK L.: Handbook of Reactive Chemical Hazards.

Avoid reaction with oxidizing agents.

- NOTE: May develop pressure in containers; open carefully. Vent periodically.

Segregate from alcohol, water.

For incompatible materials - refer to Section 7 - Handling and Storage.

## Section 11 - TOXICOLOGICAL INFORMATION

ammonium reineckate

### TOXICITY AND IRRITATION

■ unless otherwise specified data extracted from RTECS - Register of Toxic Effects of Chemical Substances.

■ Contact allergies quickly manifest themselves as contact eczema, more rarely as urticaria or Quincke's edema. The pathogenesis of contact eczema involves a cell-mediated (T lymphocytes) immune reaction of the delayed type. Other allergic skin reactions, e.g. contact urticaria, involve antibody-mediated immune reactions. The significance of the contact allergen is not simply determined by its sensitization potential: the distribution of the substance and the opportunities for contact with it are equally important. A weakly sensitizing substance which is widely distributed can be a more important allergen than one with stronger sensitizing potential with which few individuals come into contact. From a clinical point of view, substances are

noteworthy if they produce an allergic test reaction in more than 1% of the persons tested.

**For chrome(III) and other valence states (except hexavalent):**

For inhalation exposure, all trivalent and other chromium compounds are treated as particulates, not gases.

The mechanisms of chromium toxicity are very complex, and although many studies on chromium are available, there is a great deal of uncertainty about how chromium exerts its toxic influence. Much more is known about the mechanisms of hexavalent chromium toxicity than trivalent chromium toxicity. There is an abundance of information available on the carcinogenic potential of chromium compounds and on the genotoxicity and mutagenicity of chromium compounds in experimental systems. The consensus from various reviews and agencies is that evidence of carcinogenicity of elemental, divalent, or trivalent chromium compounds is lacking. Epidemiological studies of workers in a number of industries (chromate production, chromate pigment production and use, and chrome plating) conclude that while occupational exposure to hexavalent chromium compounds is associated with an increased risk of respiratory system cancers (primarily bronchogenic and nasal), results from occupational exposure studies to mixtures that were mainly elemental and trivalent (ferrochromium alloy worker) were inconclusive. Studies in leather tanners, who were exposed to trivalent chromium were consistently negative. In addition to the lack of direct evidence of carcinogenicity of trivalent or elemental chromium and its compounds, the genotoxic evidence is overwhelmingly negative.

The lesser potency of trivalent chromium relative to hexavalent chromium is likely related to the higher redox potential of hexavalent chromium and its greater ability to enter cells.

The general inability of trivalent chromium to traverse membranes and thus be absorbed or reach peripheral tissue in significant amounts is generally accepted as a probable explanation for the overall absence of systemic trivalent chromium toxicity. Elemental and divalent forms of chromium are not able to traverse membranes readily either. This is not to say that elemental, divalent, or trivalent chromium compounds cannot traverse membranes and reach peripheral tissue, the mechanism of absorption is simply less efficient in comparison to absorption of hexavalent chromium compounds. Hexavalent chromium compounds exist as tetrahedral chromate anions, resembling the forms of other natural anions like sulfate and phosphate which are permeable across nonselective membranes. Trivalent chromium forms octahedral complexes which cannot easily enter through these channels, instead being absorbed via passive diffusion and phagocytosis. Although trivalent chromium is less well absorbed than hexavalent chromium, workers exposed to trivalent compounds have had detectable levels of chromium in the urine at the end of a workday. Absorbed chromium is widely distributed throughout the body via the bloodstream, and can reach the fetus. Although there is ample in vivo evidence that hexavalent chromium is efficiently reduced to trivalent chromium in the gastrointestinal tract and can be reduced to the trivalent form by ascorbate and glutathione in the lungs, there is no evidence that trivalent chromium is converted to hexavalent chromium in biological systems. In general, trivalent chromium compounds are cleared rapidly from the blood and more slowly from the tissues. Although not fully characterized, the biologically active trivalent chromium molecule appears to be chromodulin, also referred to as (GTF). Chromodulin is an oligopeptide complex containing four chromic ions. Chromodulin may facilitate interactions of insulin with its receptor site, influencing protein, glucose, and lipid metabolism. Inorganic trivalent chromium compounds, which do not appear to have insulin-potentiating properties, are capable of being converted into biologically active forms by humans and animals.

Chromium can be a potent sensitiser in a small minority of humans, both from dermal and inhalation exposures.

The most sensitive endpoint identified in animal studies of acute exposure to trivalent chromium appears to involve the respiratory system. Specifically, acute exposure to trivalent chromium is associated with impaired lung function and lung damage.

Based on what is known about absorption of chromium in the human body, its potential mechanism of action in cells, and occupational data indicating that valence states other than hexavalent exhibit a relative lack of toxicity the toxicity of elemental and divalent chromium compounds is expected to be similar to or less than common trivalent forms.

No significant acute toxicological data identified in literature search.

**CARCINOGEN**

CHROMIUM COMPOUNDS	US Environmental Defense Scorecard Suspected Carcinogens	Reference(s)	HAZMAP, P65-MC
<b>SKIN</b>			
hydrogen cyanide	Canada - Ontario Occupational Exposure Limits - Skin	Notes	Skin
hydrogen cyanide	US AIHA Workplace Environmental Exposure Levels (WEELs) - Skin	Notes	Skin
hydrogen cyanide	US NIOSH Recommended Exposure Limits (RELs) - Skin	Skin	Yes
hydrogen cyanide	Canada - Quebec Permissible Exposure Values for Airborne Contaminants - Skin (French)	Notes	Skin
hydrogen cyanide	US - Tennessee Occupational Exposure Limits - Limits For Air Contaminants - Skin	Skin Designation	X
hydrogen cyanide	US - Vermont Permissible Exposure Limits Table Z-1-A Transitional Limits for Air Contaminants - Skin	Skin Designation	X
hydrogen cyanide	US - Vermont Permissible Exposure Limits Table Z-1-A Final Rule Limits for Air Contaminants - Skin	Skin Designation	X
hydrogen cyanide	US - Washington Permissible exposure limits of air contaminants - Skin	Skin	X
hydrogen cyanide	US ACGIH Threshold Limit Values (TLV) - Skin	Skin Designation	Yes
hydrogen cyanide	Canada - British Columbia Occupational Exposure Limits - Skin	Notation	Skin
hydrogen cyanide	US - Minnesota Permissible Exposure Limits (PELs) - Skin	Skin Designation	X
hydrogen cyanide	US - Hawaii Air Contaminant Limits - Skin Designation	Skin Designation	X
hydrogen cyanide	ND	Skin Designation	X
hydrogen cyanide	US OSHA Permissible Exposure Levels (PELs) - Skin	Skin Designation	X
hydrogen	US - California Permissible Exposure Limits for Chemical Contaminants - Skin	Skin	X

cyanide	US - California Permissible Exposure Limits for Chemical Contaminants - Skin	Skin	A
hydrogen cyanide	US - California Permissible Exposure Limits for Chemical Contaminants - Skin	Skin	S
hydrogen cyanide	Canada - Alberta Occupational Exposure Limits - Skin	Substance Interaction	1

## Section 12 - ECOLOGICAL INFORMATION

Refer to data for ingredients, which follows:

HYDROGEN CYANIDE:

AMMONIUM REINECKATE:

■ DO NOT discharge into sewer or waterways.

■ Soil Guidelines: Dutch Criteria:

free cyanide: 1 mg/kg (target)

20 mg/kg (intervention)

complex cyanide (pH 5): 5 mg/kg (target)

50 mg/kg (intervention)

Air Quality Standards: no safe guidelines recommended due to carcinogenic properties.

■ The alkali metal cyanides (and other metal cyanides) are very soluble in water. As a result, they readily dissociate into their respective anions and cations when released into water. Depending on the pH of the water, the resulting cyanide ion may then form hydrogen cyanide or react with various metals in natural water. The proportion of hydrogen cyanide formed from soluble cyanides increases as the water pH decreases. At pH <7, >99% of the cyanide ions in water are converted to hydrogen cyanide. As the pH increases, cyanide ions in the water may form complex metalocyanides in the presence of excess cyanides; however, if metals are prevalent, simple metal cyanides are formed. Volatilization is the dominant mechanism for the removal of free cyanide. At pH >9.2, most of the free cyanide should exist as HCN, a volatile form of cyanide. Wide variations in the rate of volatilization are expected since this process is affected by a number of parameters such as temperature, pH, wind speed, and cyanide concentration. Volatilization of free cyanide from concentrated solutions is most effective under conditions of high temperatures, high dissolved oxygen levels, and at increased concentrations of atmospheric carbon dioxide. Unlike water-soluble alkali metal cyanides, insoluble metal cyanides are not expected to degrade to hydrogen cyanide. Cyanide occurs most commonly as hydrogen cyanide in water, although it can also occur as the cyanide ion, alkali and alkaline earth metal cyanides (potassium cyanide, sodium cyanide, calcium cyanide), relatively stable metalocyanide complexes (ferricyanide complex [Fe(CN)<sub>6</sub>]<sup>3-</sup>), moderately stable metalocyanide complexes (complex nickel and copper cyanide), or easily decomposable metalocyanide complexes (zinc cyanide [Zn(CN)<sub>2</sub>], cadmium cyanide [Cd(CN)<sub>2</sub>]). Oxidation, hydrolysis, and photolysis (photodegradation) are the three predominant chemical processes that may cause loss of simple cyanides in aquatic media.

Certain cyanides are oxidised to isocyanates by strong oxidising agents; the isocyanates may be further hydrolysed to ammonia and carbon dioxide. However, it has not yet been determined whether such oxidation and subsequent hydrolysis of isocyanate is a significant fate process in natural waters known to contain peroxy radicals. In water, hydrogen cyanide and cyanide ion exist in equilibrium with their relative concentrations primarily dependent on pH and temperature. At pH <8, >93% of the free cyanide in water will exist as undissociated hydrogen cyanide. Hydrogen cyanide can be hydrolysed to formamide, which is subsequently hydrolysed to ammonium and formate ions. However, the relatively slow rates of hydrolysis reported for hydrogen cyanide in acidic solution and of cyanides under alkaline conditions indicate that hydrolysis is not competitive with volatilisation and biodegradation for removal of free cyanide from ambient waters. At pH <9.2, most of the free cyanide in solution should exist as hydrogen cyanide, a volatile cyanide form. On the basis of Henry's law constant and the volatility characteristics associated with various ranges of Henry's law constant, volatilization is a significant and probably dominant fate process for hydrogen cyanide in surface water. The most common alkali metal cyanides (e.g., sodium and potassium cyanide) may also be lost from surface water primarily through volatilization; whereas, the sparingly soluble metal cyanides such as copper (I) cyanide are removed from water predominantly by sedimentation and biodegradation. Because volatilisation is not an important fate process for cyanide in groundwater, cyanide would be expected to persist for considerably longer periods of time in underground aquifers than in surface water.

The significance of photolysis in the fate of cyanides in water has not been fully investigated. Hydrogen cyanide and cyanide ions in aqueous solution have been found to be very resistant to photolysis by natural sunlight, except under heterogeneous photocatalytic conditions. Photocatalytic oxidation may not be significant in natural waters, however, because of significant light reduction at increasingly greater depths. In clear water or at water surfaces, some metalocyanides, such as ferrocyanides and ferricyanides, may decompose to the cyanide ion by photodissociation and subsequently form hydrogen cyanide.

Biodegradation is an important transformation process for cyanide in natural surface waters, and is dependent on such factors as cyanide concentrations, pH, temperature, availability of nutrients, and acclimation of microbes. Although the cyanide ion is toxic to microorganisms at concentrations as low as 5-10 mg/L, acclimation increases tolerance to this compound. Mixed microorganisms in sewage sludge or activated sludge acclimated to cyanide also significantly biodegrade concentrations ≤100 mg/L of most simple and complex cyanides. It is known that there is a natural attenuation of the cyanide ion and thiocyanide concentrations in waste waters, for example those obtained gold mill tails, that is due to the acclimation of indigenous microflora in the tailings. A number of microorganisms have been identified that are capable of uptake, conversion, sorption, and/or precipitation of the cyanide ion, cyanate, and thiocyanate, including species of the genera, Actinomyces, Alcaligenes, Arthrobacter, Bacillus, Micrococcus, Neisseria, Paracoccus, Pseudomonas, and Thiobacillus. Some of these species, for example Pseudomonas, are capable of using the cyanide ion and thiocyanate as the sole source of carbon and nitrogen and therefore, are particularly effective at cyanide degradation. In fact, Pseudomonas is the basis of commercial applications for degrading the cyanide ion to ammonia and carbonate in waste waters generated in mining operations that use the cyanide ion to leach gold and other precious metals for low-grade ores. Sulfur transferases such as rhodanese are involved in substitution reactions that result in the conversion of the cyanide ion to the less toxic thiocyanate, whereas pyridoxal phosphate enzymes are involved in substitution/addition reactions that result in production of nitrile derivatives of α-amino acids. These organic nitriles may then be ultimately degraded via enzyme catalysed hydrolysis to either the corresponding amino acid and ammonia or the carboxylic acid and ammonia. The cyanide hydratase and cyanidase enzymes catalyse the hydrolysis of the cyanide ion to formamide or formic acid and ammonia, respectively. In soil, cyanide present at low concentrations would biodegrade under aerobic conditions with the initial formation of ammonia, which would be converted to nitrite and nitrate in the presence of nitrifying bacteria. Under anaerobic conditions, the cyanides ion will denitrify to gaseous nitrogen. Upper limits of 200 and 2 ppm (mg/kg CN<sup>-</sup>), respectively, have been reported for uninhibited aerobic and anaerobic biodegradation of cyanide in soil; however, these limits have not been confirmed in other studies. Cyanide ions in soil are not involved in oxidation-reduction reactions but may undergo complexation reactions with metal ions in soil.

Cyanides are sorbed by various natural media, including clays, biological solids and sediments. Hydrogen cyanide and the alkali metal cyanides are not likely to be strongly sorbed onto sediments and suspended solids because of their high water solubilities. Soluble metal cyanides may show somewhat stronger sorption than hydrogen cyanide, with the extent of sorption increasing with decreasing pH and increasing iron oxide, clay, and organic material contents of sediment and suspended solids. However, sorption is probably insignificant even for metal cyanides when compared to volatilisation and biodegradation.

Cyanides are fairly mobile in soil. Mobility is lowest in soils with low pH and high concentrations of free iron oxides, positively charged particles, and clays (e.g., chlorite, kaolin, gibbsite), and highest in soils with high pH, high concentrations of free CaCO<sub>3</sub> and negatively charged particles, and low clay content. Although cyanide has a low soil sorption capability, it is usually not detected in groundwater, probably because of fixation by trace metals through complexation or transformation by soil microorganisms. In soils where cyanide levels are high enough to be toxic to microorganisms (i.e., landfills, spills), this compound may leach into groundwater. Leaching of cyanide into a shallow aquifer has been demonstrated. Volatilisation of hydrogen cyanide would be a significant loss mechanism for cyanides from soil surfaces at a pH <9.2.

Most cyanide in the atmosphere exists almost entirely as hydrogen cyanide gas, although small amounts of metal cyanides may be present as particulate matter in the air. Hydrogen cyanide is very resistant to photolysis at wavelengths of normal sunlight. The most important reaction of hydrogen cyanide in air is the reaction with photochemically-generated hydroxyl radicals and subsequent rapid oxidation to carbon monoxide (CO) and nitric oxide (NO); photolysis and reaction with ozone are not important transformation processes, and reaction with singlet oxygen is not a significant transformation process except at stratospheric altitudes where singlet oxygen is present in significant concentrations. The rate of hydroxyl radical reaction with hydrogen cyanide in the atmosphere depends on the altitude, and the rate of the reaction is at least an order of magnitude faster at lower tropospheric altitudes (0–8 km) than at upper tropospheric altitudes (10–12 km). Based on a reaction rate constant of 3x10<sup>-14</sup> cm<sup>3</sup>/(molecule-sec) at 25 °C and assuming an average hydroxyl radical concentration of 5x10<sup>5</sup> molecules/cm<sup>3</sup>, the residence time for the reaction of hydrogen cyanide vapor with hydroxyl radicals in the atmosphere is approximately 2 years

There is some evidence that certain metal cyanide complexes bioaccumulate in aquatic organisms. Fish from water with soluble silver and copper cyanide complexes were found to have metal cyanides in their tissues at concentrations ranging up to 168 and 304 µg/g, respectively (wet or dry weight not specified). It is difficult to evaluate the toxicologic significance of bioaccumulation of metal cyanide complexes because these compounds are much less toxic than soluble hydrogen cyanide, sodium cyanide, or potassium cyanide. There is no evidence of biomagnification of cyanides in the food chain. Accumulation of cyanide in food webs is not expected, considering the rapid detoxification of cyanide by most species and the lethal effects of large doses of cyanide.

■ Do NOT allow product to come in contact with surface waters or to intertidal areas below the mean high water mark. Do not contaminate water when cleaning equipment or disposing of equipment wash-waters.

Wastes resulting from use of the product must be disposed of on site or at approved waste sites.

■ Very toxic to aquatic organisms, may cause long-term adverse effects in the aquatic environment.

■ On the basis of available evidence concerning either toxicity, persistence, potential to accumulate and or observed environmental fate and behaviour, the material may present a danger, immediate or long-term and /or delayed, to the structure and/ or functioning of natural ecosystems.

#### AMMONIUM REINECKATE:

■ Chromium in the oxidation state +3 (the trivalent form) is poorly absorbed by cells found in microorganisms, plants and animals. Chromate anions (CrO<sub>4</sub><sup>-</sup>, oxidation state +6, the hexavalent form) are readily transported into cells and toxicity is closely linked to the higher oxidation state.

#### Chromium Ecotoxicology:

##### Toxicity in Aquatic Organisms:

Chromium is harmful to aquatic organisms in very low concentrations. Fish food organisms are very sensitive to low levels of chromium. Chromium is toxic to fish although less so in warm water. Marked decreases in toxicity are found with increasing pH or water hardness; changes in salinity have little if any effect. Chromium appears to make fish more susceptible to infection. High concentrations can damage and/or accumulate in various fish tissues and in invertebrates such as snails and worms.

Reproduction of Daphnia is affected by exposure to 0.01 mg/kg hexavalent chromium/litre

Toxicity of chromium in fresh-water organisms (50% mortality)\*

Compound	Category	Exposure	Toxicity Range (mg/litre)	Most sensitive species
hexavalent chrome	invertebrate	acute	0.067-59.9	scud
		long-term	-	-
	vertebrate	acute	17.6-249	fathead minnow
		long-term	0.265-2.0	rainbow trout
trivalent chrome	invertebrate	acute	2.0-64.0	cladoceran
		long-term	0.066	cladoceran
	vertebrate	acute	33.0-71.9	guppy
		invertebrate	long-term	1.0

\* from Environmental Health Criteria 61: WHO Publication.

##### Toxicity in Microorganisms:

In general, toxicity for most microorganisms occurs in the range of 0.05-5 mg chromium/kg of medium. Trivalent chromium is less toxic than the hexavalent form. The main signs of toxicity are inhibition of growth and the inhibition of various metabolic processes such as photosynthesis or protein synthesis. Gram-negative soil bacteria are generally more sensitive to hexavalent chromium (1-12 mg/kg) than the gram-positive types. Toxicity to trivalent chromium is not observed at similar levels. The toxicity of low levels of hexavalent chromium (1 mg/kg) indicates that soil microbial transformation, such as nitrification, may be affected. Chromium should not be introduced to municipal sewage treatment facilities.

**Toxicity in Plants:** Chromium in high concentrations can be toxic for plants. The main feature of chromium intoxication is chlorosis, which is similar to iron deficiency. Chromium affects carbohydrate metabolism and leaf chlorophyll concentration decreases with hexavalent chromium concentration (0.01-1 mg/l). The hexavalent form appears to more toxic than the trivalent species.

**Biological half-life:** The elimination curve for chromium, as measured by whole-body counting, has an exponential form. In rats, three different components of the curve have been identified, with half-lives of 0.5, 5.9 and 83.4 days, respectively.

**Water Standards:** Chromium is identified as a hazardous substance in the Federal (U.S.) Water Pollution Control Act and further regulated by Clean Air Water Act Amendments (US). These regulations apply to discharge. The US Primary drinking water Maximum Contaminant Level (MCL), for chromium, is 0.05 mg/l (total chromium).

■ Since chromium compounds cannot volatilize from water, transport of chromium from water to the atmosphere is not likely, except by transport in windblown sea sprays. Most of the chromium released into water will ultimately be deposited in the sediment. A very small percentage of chromium can be present in water in both soluble and insoluble forms. Soluble chromium generally accounts for a very small percentage of the total chromium. Most of the soluble chromium is present as chromium(VI) and soluble chromium(III) complexes. In the aquatic phase, chromium(III) occurs mostly as suspended solids adsorbed onto clayish materials, organics, or iron oxide (Fe<sub>2</sub>O<sub>3</sub>) present in water. Soluble forms and suspended chromium can undergo intramedia transport. Chromium(VI) in water will eventually be reduced to chromium(III) by organic matter in the water.

The reduction of chromium(VI) and the oxidation of chromium(III) in water has been investigated. The reduction of chromium(VI) by S<sup>-2</sup> or Fe<sup>+2</sup> ions under anaerobic conditions was fast, and the reduction half-life ranged from instantaneous to a few days. However, the reduction of chromium(VI) by organic sediments and soils was much slower and depended on the type and amount of organic material and on the redox condition of the water. The reaction was generally faster under anaerobic than aerobic conditions. The reduction half-life of chromium(VI) in water with soil and sediment ranged from 4 to 140 day. Dissolved oxygen by itself in natural waters did not cause any measurable oxidation of chromium(III) to chromium(VI) in 128 days. When chromium(III) was added to lake water, a slow oxidation of chromium(III) to chromium(VI) occurred,

corresponding to an oxidation half-life of nine years. The oxidation of chromium(III) to chromium(VI) during chlorination of water was highest in the pH range of 5.5-6.0. However, the process would rarely occur during chlorination of drinking water because of the low concentrations of chromium(III) in these waters, and the presence of naturally occurring organics that may protect chromium(III) from oxidation, either by forming strong complexes with chromium(III) or by acting as a reducing agent to free available chlorine.

The bioconcentration factor (BCF) for chromium(VI) in rainbow trout (*Salmo gairdneri*) is 1. In bottom feeder bivalves, such as the oyster (*Crassostrea virginica*), blue mussel (*Mytilus edulis*), and soft shell clam (*Mya arenaria*), the BCF values for chromium(III) and chromium(VI) may range from 86 to 192.

The bioavailability of chromium(III) to freshwater invertebrates (*Daphnia pulex*) decreased with the addition of humic acid. This decrease in bioavailability was attributed to lower availability of the free form of the metal due to its complexation with humic acid. Based on this information, chromium is not expected to biomagnify in the aquatic food chain. Although higher concentrations of chromium have been reported in plants growing in high chromium-containing soils (e.g., soil near ore deposits or chromium-emitting industries and soil fertilized by sewage sludge) compared with plants growing in normal soils, most of the increased uptake in plants is retained in roots, and only a small fraction is translocated in the aboveground part of edible plants. Therefore, bioaccumulation of chromium from soil

to above-ground parts of plants is unlikely. There is no indication of biomagnification of chromium along the terrestrial food chain (soil-plant-animal).

The fate of chromium in soil is greatly dependent upon the speciation of chromium, which is a function of redox potential and the pH of the soil. In most soils, chromium will be present predominantly in the chromium(III) state. This form has very low solubility and low reactivity resulting in low mobility in the environment and low toxicity in living organisms. Under oxidizing conditions chromium(VI) may be present in soil as  $CrO_4^{2-}$  and  $HCrO_4^-$ . In this form, chromium is relatively soluble, mobile, and toxic to living organisms. In deeper soil where anaerobic conditions exist, chromium(VI) will be reduced to chromium(III) by  $S^{2-}$  and  $Fe^{2+}$  present in soil. The reduction of chromium(VI) to chromium(III) is possible in aerobic soils that contain appropriate organic energy sources to carry out the redox reaction. The reduction of chromium(VI) to chromium(III) is facilitated by low pH. From thermodynamic considerations, chromium(VI) may exist in the aerobic zone of some natural soil. The oxidation of chromium(III) to chromium(VI) in soil is facilitated by the presence of low oxidisable organic substances, oxygen, manganese dioxide, and moisture. Organic forms of chromium(III) (e.g., humic acid complexes) are more easily oxidised than insoluble oxides. Because most chromium(III) in soil is immobilized due to adsorption and complexation with soil materials, the barrier to this oxidation process is the lack of availability of mobile chromium(III) to immobile manganese dioxide in soil surfaces. Due to this lack of availability of mobile chromium(III) to manganese dioxide surfaces, a large portion of chromium in soil will not be oxidized to chromium(VI), even in the presence of manganese dioxide and favorable pH conditions.

The microbial reduction of chromium(VI) to chromium(III) has been discussed as a possible remediation technique in heavily contaminated environmental media or wastes. Factors affecting the microbial reduction of chromium(VI) to chromium(III) include biomass concentration, initial chromium(VI) concentration, temperature, pH, carbon source, oxidation-reduction potential and the presence of both oxyanions and metal cations. Although high levels of chromium(VI) are toxic to most microbes, several resistant bacterial species have been identified which could ultimately be employed in remediation strategies

Chromium in soil is present mainly as insoluble oxide  $Cr_2O_3 \cdot nH_2O$ , and is not very mobile in soil. A leachability study was conducted to study the mobility of chromium in soil. Due to different pH values, a complicated adsorption process was observed and chromium moved only slightly in soil.

Chromium was not found in the leachate from soil, possibly because it formed complexes with organic matter. These results support previous data finding that chromium is not very mobile in soil. These results are supported by leachability investigation in which chromium mobility was studied for a period of 4 years in a sandy loam. The vertical migration pattern of chromium in this soil indicated that after an initial period of mobility, chromium forms insoluble complexes and little leaching is observed. Flooding of soils and the subsequent anaerobic decomposition of plant detritus matters may increase the mobilization of chromium(III) in soils due to formation of soluble complexes. This complexation may be facilitated by a lower soil pH. A smaller percentage of total chromium in soil exists as soluble chromium(VI) and chromium(III), which are more mobile in soil. The mobility of soluble chromium in soil will depend on the sorption characteristics of the soil. The relative retention of metals by soil is in the order of lead > antimony > copper > chromium > zinc > nickel > cobalt > cadmium. The sorption of chromium to soil depends primarily on the clay content of the soil and, to a lesser extent, on  $Fe_2O_3$  and the organic content of soil. Chromium that is irreversibly sorbed onto soil, for example, in the interstitial lattice of goethite,  $FeOOH$ , will not be bioavailable to plants and animals under any condition. Organic matter in soil is expected to convert soluble chromate, chromium(VI), to insoluble chromium(III) oxide,  $Cr_2O_3$ . Chromium in soil may be transported to the atmosphere as an aerosol. Surface runoff from soil can transport both soluble and bulk precipitate of chromium to surface water. Soluble and unadsorbed chromium(VI) and chromium(III) complexes in soil may leach into groundwater. The leachability of chromium(VI) in the soil increases as the pH of the soil increases. On the other hand, lower pH present in acid rain may facilitate leaching of acid-soluble chromium(III) and chromium(VI) compounds in soil.

Chromium has a low mobility for translocation from roots to aboveground parts of plants. However, depending on the geographical areas where the plants are grown, the concentration of chromium in aerial parts of certain plants may differ by a factor of 2-3.

In the atmosphere, chromium(VI) may be reduced to chromium(III) at a significant rate by vanadium ( $V^{2+}$ ,  $V^{3+}$ , and  $VO_2^+$ ),  $Fe^{2+}$ ,  $HSO_3^-$ , and  $As^{3+}$ . Conversely, chromium(III), if present as a salt other than  $Cr_2O_3$ , may be oxidized to chromium(VI) in the atmosphere in the presence of at least 1% manganese oxide. However, this reaction is unlikely under most environmental conditions. The estimated atmospheric half-life for chromium(VI) reduction to chromium(III) was reported in the range of 16 hours to about 5 days.

#### HYDROGEN CYANIDE:

Marine Pollutant:	Yes
■ Hazardous Air Pollutant:	Yes
■ Fish LC50 (96hr.) (mg/l):	5.3E- 06 -
■ Algae IC50 (72hr.) (mg/l):	1.8
■ log Pow (Verschueren 1983):	0.35/1.07
■ May cause long-term adverse effects in the environment.	
■ Designated as a marine pollutant in the International Marine Dangerous Goods Code (IMDG).	
■ The material is classified as an ecotoxin* because the Fish LC50 (96 hours) is less than or equal to 0.1 mg/l	

\* Classification of Substances as Ecotoxic (Dangerous to the Environment)

Appendix 8, Table 1

Compiler's Guide for the Preparation of International Chemical Safety Cards: 1993 Commission of the European Communities.

log Kow: 0.35-1.07

Toxicity invertebrate: cell mult. inhib. prtz 0.24mg/L

#### Ecotoxicity

Ingredient	Persistence: Water/Soil	Persistence: Air	Bioaccumulation	Mobility
hydrogen cyanide			LOW	

## Section 13 - DISPOSAL CONSIDERATIONS

### US EPA Waste Number & Descriptions

#### A. General Product Information

Reactivity characteristic: use EPA hazardous waste number D003 (waste code R).

Toxicity characteristic: use EPA hazardous waste number D007 (waste code E) if this substance, in a solid waste, produces an extract containing greater than 5 mg/L of chromium.

#### B. Component Waste Numbers

When hydrogen cyanide is present as a solid waste as a discarded commercial chemical product, off-specification species, as a container residue, or a spill residue, use EPA waste number P063 (waste code T).

### Disposal Instructions

All waste must be handled in accordance with local, state and federal regulations.

! Puncture containers to prevent re-use and bury at an authorized landfill.

Legislation addressing waste disposal requirements may differ by country, state and/ or territory. Each user must refer to laws operating in their area. In some areas, certain wastes must be tracked.

A Hierarchy of Controls seems to be common - the user should investigate:

- Reduction
- Reuse
- Recycling
- Disposal (if all else fails)

This material may be recycled if unused, or if it has not been contaminated so as to make it unsuitable for its intended use. Shelf life considerations should also be applied in making decisions of this type. Note that properties of a material may change in use, and recycling or reuse may not always be appropriate.

DO NOT allow wash water from cleaning equipment to enter drains. Collect all wash water for treatment before disposal.

- Recycle wherever possible.
- Consult manufacturer for recycling options or consult Waste Management Authority for disposal if no suitable treatment or disposal facility can be identified.
- Dispose of by: Burial in a licensed land-fill or Incineration in a licensed apparatus (after admixture with suitable combustible material)
- Decontaminate empty containers. Observe all label safeguards until containers are cleaned and destroyed.

## Section 14 - TRANSPORTATION INFORMATION



DOT:

Symbols:	G	Hazard class or Division:	9
Identification Numbers:	UN3077	PG:	III
Label Codes:	9	Special provisions:	8, 146, 335, B54, IB8, IP3, N20, T1, TP33
Packaging: Exceptions:	155	Packaging: Non-bulk:	213
Packaging: Exceptions:	155	Quantity limitations: Passenger aircraft/rail:	No limit
Quantity Limitations: Cargo aircraft only:	No limit	Vessel stowage: Location:	A
Vessel stowage: Other:	None		

Hazardous materials descriptions and proper shipping names:

Environmentally hazardous substance, solid, n.o.s

### Air Transport IATA:

ICAO/IATA Class:	9	ICAO/IATA Subrisk:	9
UN/ID Number:	3077	Packing Group:	III
Special provisions:	A97		

Shipping Name: ENVIRONMENTALLY HAZARDOUS SUBSTANCE, SOLID, N.O.S. \*(CONTAINS AMMONIUM REINECKATE)

### Maritime Transport IMDG:

IMDG Class:	9	IMDG Subrisk:	None
UN Number:	3077	Packing Group:	III
EMS Number:	F-A,S-F	Special provisions:	274 909 944

Limited Quantities: 5 kg

Shipping Name: ENVIRONMENTALLY HAZARDOUS SUBSTANCE, SOLID, N.O.S.(contains ammonium reineckate)

## Section 15 - REGULATORY INFORMATION

**ammonium reineckate (CAS: 13573-16-5,13573-17-6) is found on the following regulatory lists;**

"Canada Domestic Substances List (DSL)", "US Toxic Substances Control Act (TSCA) - Inventory"

Regulations for ingredients



## hydrogen cyanide (CAS: 74-90-8) is found on the following regulatory lists;

"Canada - Alberta Occupational Exposure Limits","Canada - British Columbia Occupational Exposure Limits","Canada - Northwest Territories Occupational Exposure Limits (English)","Canada - Nova Scotia Occupational Exposure Limits","Canada - Ontario Occupational Exposure Limits","Canada - Prince Edward Island Occupational Exposure Limits","Canada - Quebec Permissible Exposure Values for Airborne Contaminants (English)","Canada - Saskatchewan Occupational Health and Safety Regulations - Contamination Limits","Canada - Yukon Permissible Concentrations for Airborne Contaminant Substances","Canada Chemical Weapons Schedule 3 (English)","Canada Domestic Substances List (DSL)","Canada Ingredient Disclosure List (SOR/88-64)","Canada National Pollutant Release Inventory (NPRI)","Canada Toxicological Index Service - Workplace Hazardous Materials Information System - WHMIS (English)","Canada Toxicological Index Service - Workplace Hazardous Materials Information System - WHMIS (French)","Canada Transport Dangerous Goods - Schedule 3","Convention on the Prohibition of the Development, Production, Stockpiling and Use of Chemical Weapons and on their Destruction (English)","International Air Transport Association (IATA) Dangerous Goods Regulations","International Air Transport Association (IATA) Dangerous Goods Regulations - Prohibited List","International Council of Chemical Associations (ICCA) - High Production Volume List","International Maritime Dangerous Goods Requirements (IMDG Code) - Goods Forbidden for Transport","OECD Representative List of High Production Volume (HPV) Chemicals","US - Alaska Limits for Air Contaminants","US - California Air Toxics ""Hot Spots"" List (Assembly Bill 2588) Substances for which emissions must be quantified","US - California Occupational Safety and Health Regulations (CAL/OSHA) - Hazardous Substances List","US - California OEHHA/ARB - Acute Reference Exposure Levels and Target Organs (RELS)","US - California OEHHA/ARB - Chronic Reference Exposure Levels and Target Organs (CRELs)","US - California Permissible Exposure Limits for Chemical Contaminants","US - Connecticut Hazardous Air Pollutants","US - Hawaii Air Contaminant Limits","US - Idaho - Limits for Air Contaminants","US - Massachusetts Oil & Hazardous Material List","US - Michigan Exposure Limits for Air Contaminants","US - Minnesota Hazardous Substance List","US - Minnesota Permissible Exposure Limits (PELs)","US - New Jersey Right to Know Hazardous Substances","US - Oregon Hazardous Materials","US - Oregon Permissible Exposure Limits (Z1)","US - Pennsylvania - Hazardous Substance List","US - Rhode Island Hazardous Substance List","US - Tennessee Occupational Exposure Limits - Limits For Air Contaminants","US - Vermont Hazardous Constituents","US - Vermont Hazardous Waste - Acutely Hazardous Wastes","US - Vermont Permissible Exposure Limits Table Z-1-A Final Rule Limits for Air Contaminants","US - Vermont Permissible Exposure Limits Table Z-1-A Transitional Limits for Air Contaminants","US - Washington Dangerous waste constituents list","US - Washington Discarded Chemical Products List - ""P"" Chemical Products","US - Washington Permissible exposure limits of air contaminants","US - Wyoming List of Highly Hazardous Chemicals, Toxics and Reactives","US - Wyoming Toxic and Hazardous Substances Table Z1 Limits for Air Contaminants","US ACGIH Threshold Limit Values (TLV)","US CERCLA Priority List of Hazardous Substances","US CWA (Clean Water Act) - List of Hazardous Substances","US CWA (Clean Water Act) - Reportable Quantities of Designated Hazardous Substances","US Department of Homeland Security Chemical Facility Anti-Terrorism Standards - Chemicals of Interest","US Department of Transportation (DOT) List of Hazardous Substances and Reportable Quantities - Hazardous Substances Other Than Radionuclides","US Department of Transportation (DOT) Marine Pollutants - Appendix B","US Department of Transportation (DOT), Hazardous Material Table","US Department of Transportation (DOT), Hazardous Material Table : Goods Forbidden for Transport","US DOE Temporary Emergency Exposure Limits (TEELs)","US EPA Acute Exposure Guideline Levels (AEGLs) - Final","US EPA High Production Volume Chemicals Additional List","US EPA Master Testing List - Index I Chemicals Listed","US EPCRA Section 313 Chemical List","US List of Lists - Consolidated List of Chemicals Subject to the Emergency Planning and Community Right-to-Know Act (EPCRA) and Section 112(r) of the Clean Air Act","US NFPA 45 Fire Protection for Laboratories Using Chemicals - Flammability Characteristics of Common Compressed and Liquefied Gases","US NIOSH Recommended Exposure Limits (RELS)","US OSHA List of Highly Hazardous Chemicals, Toxics and Reactives","US OSHA Permissible Exposure Levels (PELs) - Table Z1","US Postal Service (USPS) Hazardous Materials Table: Postal Service Mailability Guide","US RCRA (Resource Conservation & Recovery Act) - Hazardous Constituents - Appendix VIII to 40 CFR 261","US RCRA (Resource Conservation & Recovery Act) - List of Hazardous Wastes","US SARA Section 302 Extremely Hazardous Substances","US Spacecraft Maximum Allowable Concentrations (SMACs) for Airborne Contaminants","US Toxic Substances Control Act (TSCA) - Inventory"

## Section 16 - OTHER INFORMATION

### LIMITED EVIDENCE

- Cumulative effects may result following exposure\*.

\* (limited evidence).

### Ingredients with multiple CAS Nos

Ingredient Name	CAS
ammonium reineckate	13573-16-5, 13573-17-6

*Reasonable care has been taken in the preparation of this information, but the author makes no warranty of merchantability or any other warranty, expressed or implied, with respect to this information. The author makes no representations and assumes no liability for any direct, incidental or consequential damages resulting from its use. For additional technical information please call our toxicology department on +800 CHEMCALL.*

- Classification of the mixture and its individual components has drawn on official and authoritative sources as well as independent review by the Chemwatch Classification committee using available literature references.

A list of reference resources used to assist the committee may be found at:  
[www.chemwatch.net/references](http://www.chemwatch.net/references).

- The (M)SDS is a Hazard Communication tool and should be used to assist in the Risk Assessment. Many factors determine whether the reported Hazards are Risks in the workplace or other settings. Risks may be determined by reference to Exposures Scenarios. Scale of use, frequency of use and current or available engineering controls must be considered.

*This document is copyright. Apart from any fair dealing for the purposes of private study, research, review or criticism, as permitted under the Copyright Act, no part may be reproduced by any process without written permission from CHEMWATCH. TEL (+61 3) 9572 4700.*

Issue Date: Sep-1-2009

Print Date: Apr-22-2010