



# SZABO SCANDIC

Part of Europa Biosite

## Produktinformation



Forschungsprodukte & Biochemikalien



Zellkultur & Verbrauchsmaterial



Diagnostik & molekulare Diagnostik



Laborgeräte & Service

Weitere Information auf den folgenden Seiten!  
See the following pages for more information!



### Lieferung & Zahlungsart

siehe unsere [Liefer- und Versandbedingungen](#)

### Zuschläge

- Mindermengenzuschlag
- Trockeneiszuschlag
- Gefahrgutzuschlag
- Expressversand

### SZABO-SCANDIC HandelsgmbH

Quellenstraße 110, A-1100 Wien

T. +43(0)1 489 3961-0

F. +43(0)1 489 3961-7

[mail@szabo-scandic.com](mailto:mail@szabo-scandic.com)

[www.szabo-scandic.com](http://www.szabo-scandic.com)

[linkedin.com/company/szaboscandic](https://www.linkedin.com/company/szaboscandic) 

# Copper(II) hydroxide

sc-268779



The Power is Question

Material Safety Data Sheet

Hazard Alert Code Key: **EXTREME** **HIGH** **MODERATE** **LOW**

## Section 1 - CHEMICAL PRODUCT AND COMPANY IDENTIFICATION

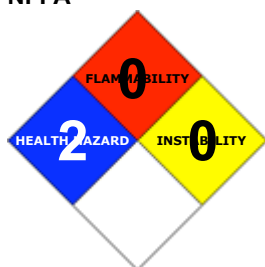
### PRODUCT NAME

Copper(II) hydroxide

### STATEMENT OF HAZARDOUS NATURE

CONSIDERED A HAZARDOUS SUBSTANCE ACCORDING TO OSHA 29 CFR 1910.1200.

### NFPA



### SUPPLIER

Company: Santa Cruz Biotechnology, Inc.

Address:

2145 Delaware Ave  
Santa Cruz, CA 95060

Telephone: 800.457.3801 or 831.457.3800

Emergency Tel: **CHEMWATCH: From within the US and Canada:**  
**877-715-9305**

Emergency Tel: **From outside the US and Canada: +800 2436 2255**  
**(1-800-CHEMCALL) or call +613 9573 3112**

### SYNONYMS

Cu-O<sub>2</sub>-H<sub>2</sub>, Cu(OH)<sub>2</sub>, Comac, "copper dihydroxide", "copper (II) hydroxide", "copper (2+) hydroxide", "Cupravit blue", "cupric hydroxide", "copper oxide hydrate", Parasol, "hydrated cupric oxide"

## Section 2 - HAZARDS IDENTIFICATION

### CHEMWATCH HAZARD RATINGS

	Min	Max
Flammability:	0	■
Toxicity:	2	■
Body Contact:	2	■
Reactivity:	0	■
Chronic:	2	■

Min/Nil=0  
Low=1  
Moderate=2  
High=3  
Extreme=4



### CANADIAN WHMIS SYMBOLS



## EMERGENCY OVERVIEW

### RISK

Harmful if swallowed.

Irritating to eyes.

## POTENTIAL HEALTH EFFECTS

### ACUTE HEALTH EFFECTS

#### SWALLOWED

■ Accidental ingestion of the material may be harmful; animal experiments indicate that ingestion of less than 150 gram may be fatal or may produce serious damage to the health of the individual.

■ A metallic taste, nausea, vomiting and burning feeling in the upper stomach region occur after ingestion of copper and its derivatives. The vomitus is usually green/blue and discolors contaminated skin. Acute poisonings from ingestion are rare due to their prompt removal by vomiting. Should vomiting not occur, or is delayed systemic poisoning may occur producing kidney and liver damage, wide-spread capillary damage, and be fatal; death may occur after relapse from an apparent recovery. Anemia may occur in acute poisoning.

#### EYE

■ This material can cause eye irritation and damage in some persons.

■ Copper salts, in contact with the eye, may produce conjunctivitis or even ulceration and turbidity of the cornea.

#### SKIN

■ There is some evidence to suggest that this material can cause inflammation of the skin on contact in some persons.

■ Open cuts, abraded or irritated skin should not be exposed to this material.

■ Exposure to copper, by skin, has come from its use in pigments, ointments, ornaments, jewellery, dental amalgams and IUDs and as an antifungal agent and an algicide. Although copper algicides are used in the treatment of water in swimming pools and reservoirs, there are no reports of toxicity from these applications. Reports of allergic contact dermatitis following contact with copper and its salts have appeared in the literature, however the exposure concentrations leading to any effect have been poorly characterised. In one study, patch testing of 1190 eczema patients found that only 13 (1.1%) cross-reacted with 2% copper sulfate in petrolatum. The investigators warned, however, that the possibility of contamination with nickel (an established contact allergen) might have been the cause of the reaction. Copper salts often produce an itching eczema in contact with skin. This is, likely, of a non-allergic nature.

■ Entry into the blood-stream, through, for example, cuts, abrasions or lesions, may produce systemic injury with harmful effects. Examine the skin prior to the use of the material and ensure that any external damage is suitably protected.

#### INHALED

■ The material is not thought to produce respiratory irritation (as classified using animal models). Nevertheless inhalation of dusts, or fume, especially for prolonged periods, may produce respiratory discomfort and occasionally, distress.

■ Inhalation of vapors or aerosols (mists, fumes), generated by the material during the course of normal handling, may be damaging to the health of the individual.

■ Persons with impaired respiratory function, airway diseases and conditions such as emphysema or chronic bronchitis, may incur further disability if excessive concentrations of particulate are inhaled.

■ Copper poisoning following exposure to copper dusts and fume may result in headache, cold sweat and weak pulse. Capillary, kidney, liver and brain damage are the longer term manifestations of such poisoning. Inhalation of freshly formed metal oxide particles sized below 1.5 microns and generally between 0.02 to 0.05 microns may result in "metal fume fever". Symptoms may be delayed for up to 12 hours and begin with the sudden onset of thirst, and a sweet, metallic or foul taste in the mouth. Other symptoms include upper respiratory tract irritation accompanied by coughing and a dryness of the mucous membranes, lassitude and a generalised feeling of malaise. Mild to severe headache, nausea, occasional vomiting, fever or chills, exaggerated mental activity, profuse sweating, diarrhoea, excessive urination and prostration may also occur. Tolerance to the fumes develops rapidly, but is quickly lost. All symptoms usually subside within 24-36 hours following removal from exposure.

## CHRONIC HEALTH EFFECTS

■ Limited evidence suggests that repeated or long-term occupational exposure may produce cumulative health effects involving organs or biochemical systems.

Long term exposure to high dust concentrations may cause changes in lung function i.e. pneumoconiosis; caused by particles less than 0.5 micron penetrating and remaining in the lung. Prime symptom is breathlessness; lung shadows show on X-ray.

Copper has fairly low toxicity. Some rare hereditary conditions (Wilson disease or hepatolenticular degeneration) can lead to accumulation of copper on exposure, causing irreversible damage to a variety of organs (liver, kidney, CNS, bone, vision) and lead to death. There may be anemia and cirrhosis of the liver.

## Section 3 - COMPOSITION / INFORMATION ON INGREDIENTS

NAME	CAS RN	%
copper hydroxide	20427-59-2	>98

## Section 4 - FIRST AID MEASURES

## SWALLOWED

- 
- IF SWALLOWED, REFER FOR MEDICAL ATTENTION, WHERE POSSIBLE, WITHOUT DELAY.
- Where Medical attention is not immediately available or where the patient is more than 15 minutes from a hospital or unless instructed otherwise:
  - For advice, contact a Poisons Information Center or a doctor.
  - Urgent hospital treatment is likely to be needed.
  - If conscious, give water to drink.
  - INDUCE vomiting with fingers down the back of the throat, ONLY IF CONSCIOUS. Lean patient forward or place on left side (head-down position, if possible) to maintain open airway and prevent aspiration.

NOTE: Wear a protective glove when inducing vomiting by mechanical means.

- In the mean time, qualified first-aid personnel should treat the patient following observation and employing supportive measures as indicated by the patient's condition.
- If the services of a medical officer or medical doctor are readily available, the patient should be placed in his/her care and a copy of the MSDS should be provided. Further action will be the responsibility of the medical specialist.
- If medical attention is not available on the worksite or surroundings send the patient to a hospital together with a copy of the MSDS.

## EYE

- If this product comes in contact with the eyes:
  - Wash out immediately with fresh running water.
  - Ensure complete irrigation of the eye by keeping eyelids apart and away from eye and moving the eyelids by occasionally lifting the upper and lower lids.
  - If pain persists or recurs seek medical attention.
  - Removal of contact lenses after an eye injury should only be undertaken by skilled personnel.

## SKIN

- If skin contact occurs:
  - Immediately remove all contaminated clothing, including footwear
  - Flush skin and hair with running water (and soap if available).
  - Seek medical attention in event of irritation.

## INHALED

- 
- If fumes or combustion products are inhaled remove from contaminated area.
- Lay patient down. Keep warm and rested.
- Prostheses such as false teeth, which may block airway, should be removed, where possible, prior to initiating first aid procedures.
- Apply artificial respiration if not breathing, preferably with a demand valve resuscitator, bag-valve mask device, or pocket mask as trained. Perform CPR if necessary.
- Transport to hospital, or doctor.

## NOTES TO PHYSICIAN

- for poisons (where specific treatment regime is absent):

### BASIC TREATMENT

- Establish a patent airway with suction where necessary.
- Watch for signs of respiratory insufficiency and assist ventilation as necessary.
- Administer oxygen by non-rebreather mask at 10 to 15 l/min.
- Monitor and treat, where necessary, for pulmonary edema .
- Monitor and treat, where necessary, for shock.
- Anticipate seizures .
- DO NOT use emetics. Where ingestion is suspected rinse mouth and give up to 200 ml water (5 ml/kg recommended) for dilution where patient is able to swallow, has a strong gag reflex and does not drool.

### ADVANCED TREATMENT

- Consider orotracheal or nasotracheal intubation for airway control in unconscious patient or where respiratory arrest has occurred.
- Positive-pressure ventilation using a bag-valve mask might be of use.
- Monitor and treat, where necessary, for arrhythmias.
- Start an IV D5W TKO. If signs of hypovolemia are present use lactated Ringers solution. Fluid overload might create complications.
- Drug therapy should be considered for pulmonary edema.
- Hypotension with signs of hypovolemia requires the cautious administration of fluids. Fluid overload might create complications.
- Treat seizures with diazepam.
- Proparacaine hydrochloride should be used to assist eye irrigation.

BRONSTEIN, A.C. and CURRANCE, P.L.

EMERGENCY CARE FOR HAZARDOUS MATERIALS EXPOSURE: 2nd Ed. 1994.

## Section 5 - FIRE FIGHTING MEASURES

Vapour Pressure (mmHG): Not applicable

Upper Explosive Limit (%): Not applicable

Specific Gravity (water=1):	3.37
Lower Explosive Limit (%):	Not applicable

## EXTINGUISHING MEDIA

- - There is no restriction on the type of extinguisher which may be used.
- Use extinguishing media suitable for surrounding area.

## FIRE FIGHTING

- 
- Alert Emergency Responders and tell them location and nature of hazard.
- Wear breathing apparatus plus protective gloves for fire only.
- Prevent, by any means available, spillage from entering drains or water course.
- Use fire fighting procedures suitable for surrounding area.
- Do not approach containers suspected to be hot.
- Cool fire exposed containers with water spray from a protected location.
- If safe to do so, remove containers from path of fire.
- Equipment should be thoroughly decontaminated after use.

## GENERAL FIRE HAZARDS/HAZARDOUS COMBUSTIBLE PRODUCTS

- 
- Non combustible.
- Not considered to be a significant fire risk, however containers may burn.

Decomposition may produce toxic fumes of: metal oxides.

May emit poisonous fumes.

May emit corrosive fumes.

## FIRE INCOMPATIBILITY

- None known.

## PERSONAL PROTECTION

Glasses:

Chemical goggles.

Gloves:

Respirator:

Particulate

## Section 6 - ACCIDENTAL RELEASE MEASURES

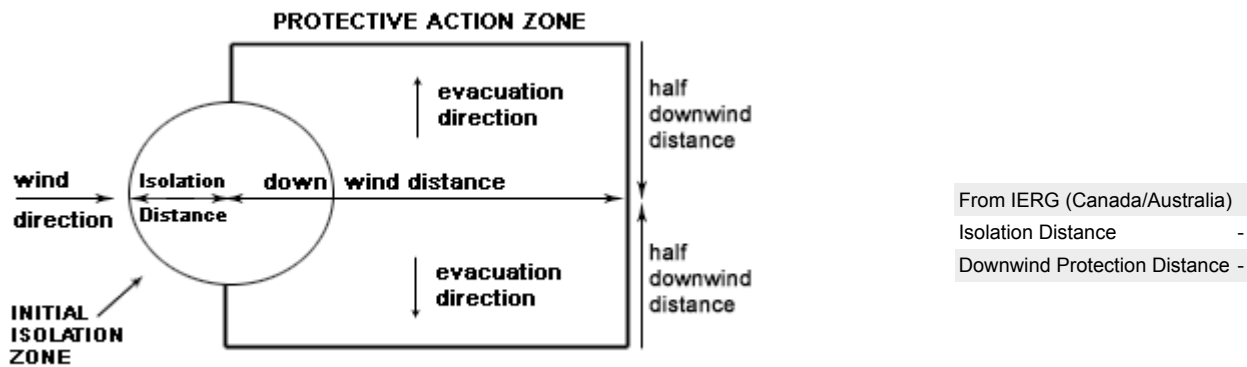
### MINOR SPILLS

- 
- Remove all ignition sources.
- Clean up all spills immediately.
- Avoid contact with skin and eyes.
- Control personal contact by using protective equipment.
- Use dry clean up procedures and avoid generating dust.
- Place in a suitable, labelled container for waste disposal.

### MAJOR SPILLS

- Moderate hazard.
- CAUTION: Advise personnel in area.
- Alert Emergency Responders and tell them location and nature of hazard.
- Control personal contact by wearing protective clothing.
- Prevent, by any means available, spillage from entering drains or water courses.
- Recover product wherever possible.
- IF DRY: Use dry clean up procedures and avoid generating dust. Collect residues and place in sealed plastic bags or other containers for disposal. IF WET: Vacuum/shovel up and place in labelled containers for disposal.
- ALWAYS: Wash area down with large amounts of water and prevent runoff into drains.
- If contamination of drains or waterways occurs, advise emergency services.

## PROTECTIVE ACTIONS FOR SPILL



From US Emergency Response Guide 2000 Guide No guide found.

## FOOTNOTES

- 1 PROTECTIVE ACTION ZONE is defined as the area in which people are at risk of harmful exposure. This zone assumes that random changes in wind direction confines the vapour plume to an area within 30 degrees on either side of the predominant wind direction, resulting in a crosswind protective action distance equal to the downwind protective action distance.
- 2 PROTECTIVE ACTIONS should be initiated to the extent possible, beginning with those closest to the spill and working away from the site in the downwind direction. Within the protective action zone a level of vapour concentration may exist resulting in nearly all unprotected persons becoming incapacitated and unable to take protective action and/or incurring serious or irreversible health effects.
- 3 INITIAL ISOLATION ZONE is determined as an area, including upwind of the incident, within which a high probability of localised wind reversal may expose nearly all persons without appropriate protection to life-threatening concentrations of the material.
- 4 SMALL SPILLS involve a leaking package of 200 litres (55 US gallons) or less, such as a drum (jerrican or box with inner containers). Larger packages leaking less than 200 litres and compressed gas leaking from a small cylinder are also considered "small spills". LARGE SPILLS involve many small leaking packages or a leaking package of greater than 200 litres, such as a cargo tank, portable tank or a "one-tonne" compressed gas cylinder.
- 5 Guide No guide found. is taken from the US DOT emergency response guide book.
- 6 IERG information is derived from CANUTEC - Transport Canada.

## ACUTE EXPOSURE GUIDELINE LEVELS (AEGL) (in ppm)

AEGL 1: The airborne concentration of a substance above which it is predicted that the general population, including susceptible individuals, could experience notable discomfort, irritation, or certain asymptomatic nonsensory effects. However, the effects are not disabling and are transient and reversible upon cessation of exposure.

AEGL 2: The airborne concentration of a substance above which it is predicted that the general population, including susceptible individuals, could experience irreversible or other serious, long-lasting adverse health effects or an impaired ability to escape.

AEGL 3: The airborne concentration of a substance above which it is predicted that the general population, including susceptible individuals, could experience life-threatening health effects or death.

## Section 7 - HANDLING AND STORAGE

### PROCEDURE FOR HANDLING

- 
- Avoid all personal contact, including inhalation.
- Wear protective clothing when risk of exposure occurs.
- Use in a well-ventilated area.
- Prevent concentration in hollows and sumps.
- DO NOT enter confined spaces until atmosphere has been checked.
- DO NOT allow material to contact humans, exposed food or food utensils.
- Avoid contact with incompatible materials.
- When handling, DO NOT eat, drink or smoke.
- Keep containers securely sealed when not in use.
- Avoid physical damage to containers.
- Always wash hands with soap and water after handling.
- Work clothes should be laundered separately.
- Launder contaminated clothing before re-use.
- Use good occupational work practice.
- Observe manufacturer's storing and handling recommendations.
- Atmosphere should be regularly checked against established exposure standards to ensure safe working conditions are maintained.

### RECOMMENDED STORAGE METHODS

■

- Polyethylene or polypropylene container.
- Check all containers are clearly labelled and free from leaks.

**STORAGE REQUIREMENTS**

- 
- Store in original containers.
- Keep containers securely sealed.
- Store in a cool, dry, well-ventilated area.
- Store away from incompatible materials and foodstuff containers.
- Protect containers against physical damage and check regularly for leaks.
- Observe manufacturer's storing and handling recommendations.

**SAFE STORAGE WITH OTHER CLASSIFIED CHEMICALS**



X: Must not be stored together  
 O: May be stored together with specific preventions  
 +: May be stored together

**Section 8 - EXPOSURE CONTROLS / PERSONAL PROTECTION**

**EXPOSURE CONTROLS**

ENDOELTABLE


Source	Material	TWA ppm	TWA mg/m³	STEL ppm	STEL mg/m³	Notes
US - Minnesota Permissible Exposure Limits (PELs)	copper hydroxide (Copper - Dusts and mists (as Cu))		1			
US - Minnesota Permissible Exposure Limits (PELs)	copper hydroxide (Copper - Fume (as Cu))		0.1			
US ACGIH Threshold Limit Values (TLV)	copper hydroxide (Copper - Fume (as Cu))		0.2			TLV Basis: irritation; GI; metal fume fever
US ACGIH Threshold Limit Values (TLV)	copper hydroxide (Copper - Dusts and/or mists (as Cu))		1			TLV Basis: irritation; GI; metal fume fever
US - Idaho - Limits for Air Contaminants	copper hydroxide (Copper - Fume (as Cu))		0.1			
US - Vermont Permissible Exposure Limits Table Z-1-A Final Rule Limits for Air Contaminants	copper hydroxide (Copper - Fume (as Cu))		0.1			
US - Vermont Permissible Exposure Limits Table Z-1-A Final Rule Limits for Air Contaminants	copper hydroxide (Copper - Dusts and mists (as Cu))		1			
US - Vermont Permissible Exposure Limits Table Z-1-A Transitional Limits for Air Contaminants	copper hydroxide (Copper - Dusts and mists (as Cu))		1			
US - Idaho - Limits for Air Contaminants	copper hydroxide (Copper - Dusts and Mists (as Cu))		1			
US - Vermont Permissible Exposure Limits Table Z-1-A Transitional Limits for Air Contaminants	copper hydroxide (Copper - Fume (as Cu))		0.1			
US OSHA Permissible Exposure Levels (PELs) - Table Z1	copper hydroxide (Copper - Dusts and mists (as Cu))		1			
US - Hawaii Air Contaminant Limits	copper hydroxide (Copper - Dusts and mists (as Cu))		1		2	
US - Oregon Permissible Exposure Limits (Z-1)	copper hydroxide (Copper fume)		0.1			

US - Hawaii Air Contaminant Limits	copper hydroxide (Copper - Fume (as Cu))	0.1		
Canada - Yukon Permissible Concentrations for Airborne Contaminant Substances	copper hydroxide (Copper - Fume)	0.2	-	0.2
Canada - Yukon Permissible Concentrations for Airborne Contaminant Substances	copper hydroxide (Copper - Dusts and mists (as Cu))	1	-	2
US - Oregon Permissible Exposure Limits (Z-1)	copper hydroxide (Copper fume Dusts and Mists)	1		
Canada - Prince Edward Island Occupational Exposure Limits	copper hydroxide (Copper - Dusts and/or mists (as Cu))	1		TLV Basis: irritation; GI; metal fume fever
US OSHA Permissible Exposure Levels (PELs) - Table Z1	copper hydroxide (Copper - Fume (as Cu))	0.1		
Canada - Prince Edward Island Occupational Exposure Limits	copper hydroxide (Copper - Fume (as Cu))	0.2		TLV Basis: irritation; GI; metal fume fever
Canada - Nova Scotia Occupational Exposure Limits	copper hydroxide (Copper - Fume (as Cu))	0.2		TLV Basis: irritation; GI; metal fume fever
Canada - Nova Scotia Occupational Exposure Limits	copper hydroxide (Copper - Dusts and/or mists (as Cu))	1		TLV Basis: irritation; GI; metal fume fever
US - California Permissible Exposure Limits for Chemical Contaminants	copper hydroxide (Copper salts, dusts and mists, as Cu)	1		

## MATERIAL DATA

COPPER HYDROXIDE:

## PERSONAL PROTECTION



Consult your EHS staff for recommendations

### EYE

- Safety glasses with side shields.
- Chemical goggles.
- Contact lenses pose a special hazard; soft lenses may absorb irritants and all lenses concentrate them. DO NOT wear contact lenses.

### HANDS/FEET

■ Suitability and durability of glove type is dependent on usage. Important factors in the selection of gloves include: such as:

- frequency and duration of contact,
- chemical resistance of glove material,
- glove thickness and
- dexterity

Select gloves tested to a relevant standard (e.g. Europe EN 374, US F739).

- When prolonged or frequently repeated contact may occur, a glove with a protection class of 5 or higher (breakthrough time greater than 240 minutes according to EN 374) is recommended.
- When only brief contact is expected, a glove with a protection class of 3 or higher (breakthrough time greater than 60 minutes according to EN 374) is recommended.
- Contaminated gloves should be replaced.

Gloves must only be worn on clean hands. After using gloves, hands should be washed and dried thoroughly. Application of a non-perfumed moisturiser is recommended.

Experience indicates that the following polymers are suitable as glove materials for protection against undissolved, dry solids, where abrasive particles are not present.

- polychloroprene
- nitrile rubber
- butyl rubber
- fluorocautchouc
- polyvinyl chloride



Gloves should be examined for wear and/ or degradation constantly.

**OTHER**

- 
- Overalls.
- P.V.C. apron.
- Barrier cream.
- Skin cleansing cream.
- Eye wash unit.

**RESPIRATOR**

- 
- Respirators may be necessary when engineering and administrative controls do not adequately prevent exposures.
- The decision to use respiratory protection should be based on professional judgment that takes into account toxicity information, exposure measurement data, and frequency and likelihood of the worker's exposure - ensure users are not subject to high thermal loads which may result in heat stress or distress due to personal protective equipment (powered, positive flow, full face apparatus may be an option).
- Published occupational exposure limits, where they exist, will assist in determining the adequacy of the selected respiratory . These may be government mandated or vendor recommended.
- Certified respirators will be useful for protecting workers from inhalation of particulates when properly selected and fit tested as part of a complete respiratory protection program.
- Use approved positive flow mask if significant quantities of dust becomes airborne.
- Try to avoid creating dust conditions.

**RESPIRATOR**

Protection Factor	Half-Face Respirator	Full-Face Respirator	Powered Air Respirator
10 x PEL	P1	-	PAPR-P1
	Air-line*	-	-
50 x PEL	Air-line**	P2	PAPR-P2
100 x PEL	-	P3	-
	-	Air-line*	-
100+ x PEL	-	Air-line**	PAPR-P3

\* - Negative pressure demand \*\* - Continuous flow

Explanation of Respirator Codes:

Class 1 low to medium absorption capacity filters.

Class 2 medium absorption capacity filters.

Class 3 high absorption capacity filters.

PAPR Powered Air Purifying Respirator (positive pressure) cartridge.

Type A for use against certain organic gases and vapors.

Type AX for use against low boiling point organic compounds (less than 65°C).

Type B for use against certain inorganic gases and other acid gases and vapors.

Type E for use against sulfur dioxide and other acid gases and vapors.

Type K for use against ammonia and organic ammonia derivatives

Class P1 intended for use against mechanically generated particulates of sizes most commonly encountered in industry, e.g. asbestos, silica.

Class P2 intended for use against both mechanically and thermally generated particulates, e.g. metal fume.

Class P3 intended for use against all particulates containing highly toxic materials, e.g. beryllium.

The local concentration of material, quantity and conditions of use determine the type of personal protective equipment required.

Use appropriate NIOSH-certified respirator based on informed professional judgement. In conditions where no reasonable estimate of exposure can be made, assume the exposure is in a concentration IDLH and use NIOSH-certified full face pressure demand SCBA with a minimum service life of 30 minutes, or a combination full facepiece pressure demand SAR with auxiliary self-contained air supply. Respirators provided only for escape from IDLH atmospheres shall be NIOSH-certified for escape from the atmosphere in which they will be used.

**ENGINEERING CONTROLS**

■ Local exhaust ventilation usually required. If risk of overexposure exists, wear an approved respirator. Correct fit is essential to obtain adequate protection an approved self contained breathing apparatus (SCBA) may be required in some situations. Provide adequate ventilation in warehouse or closed storage area.

Air contaminants generated in the workplace possess varying "escape" velocities which, in turn, determine the "capture velocities" of fresh circulating air required to effectively remove the contaminant.

Type of Contaminant:	Air Speed:
solvent, vapors, degreasing etc., evaporating from tank (in still air).	0.25-0.5 m/s (50-100 f/min.)
aerosols, fumes from pouring operations, intermittent container filling, low speed conveyer transfers, welding, spray drift, plating acid fumes, pickling (released at low velocity into zone of active generation)	0.5-1 m/s (100-200 f/min.)
direct spray, spray painting in shallow booths, drum filling, conveyer loading, crusher dusts, gas discharge (active generation into zone of rapid air motion)	1-2.5 m/s (200-500 f/min.)
grinding, abrasive blasting, tumbling, high speed wheel generated dusts (released at high initial velocity into zone of very high rapid air motion).	2.5-10 m/s (500-2000 f/min.)

Within each range the appropriate value depends on:

Lower end of the range	Upper end of the range
1: Room air currents minimal or favorable to capture	1: Disturbing room air currents
2: Contaminants of low toxicity or of nuisance value only.	2: Contaminants of high toxicity
3: Intermittent, low production.	3: High production, heavy use
4: Large hood or large air mass in motion	4: Small hood-local control only

Simple theory shows that air velocity falls rapidly with distance away from the opening of a simple extraction pipe. Velocity generally decreases with the square of distance from the extraction point (in simple cases). Therefore the air speed at the extraction point should be adjusted, accordingly, after reference to distance from the contaminating source. The air velocity at the extraction fan, for example, should be a minimum of 1-2 m/s (200-400 f/min) for extraction of solvents generated in a tank 2 meters distant from the extraction point. Other mechanical considerations, producing performance deficits within the extraction apparatus, make it essential that theoretical air velocities are multiplied by factors of 10 or more when extraction systems are installed or used.

## Section 9 - PHYSICAL AND CHEMICAL PROPERTIES

### PHYSICAL PROPERTIES

Solid.

Mixes with water.

State	Divided solid	Molecular Weight	97.56
Melting Range (°F)	Decomposes.	Viscosity	Not Applicable
Boiling Range (°F)	Not available.	Solubility in water (g/L)	Miscible
Flash Point (°F)	Not applicable.	pH (1% solution)	Not available
Decomposition Temp (°F)	Not available	pH (as supplied)	Not applicable
Autoignition Temp (°F)	Not applicable.	Vapour Pressure (mmHG)	Not applicable
Upper Explosive Limit (%)	Not applicable	Specific Gravity (water=1)	3.37
Lower Explosive Limit (%)	Not applicable	Relative Vapor Density (air=1)	Not applicable
Volatile Component (%vol)	0 (pure)	Evaporation Rate	Not applicable

### APPEARANCE

Blue to blue-green gel or crystalline powder. Soluble in acids and ammonium hydroxide. Insoluble in water. Stability is dependent on the method of preparation. May decompose to the black copper oxide on standing a few days or on heating.

## Section 10 - CHEMICAL STABILITY

### CONDITIONS CONTRIBUTING TO INSTABILITY

- 
- Presence of incompatible materials.
- Product is considered stable.
- Hazardous polymerization will not occur.

### STORAGE INCOMPATIBILITY

- Metals and their oxides or salts may react violently with chlorine trifluoride. Chlorine trifluoride is a hypergolic oxidizer. It ignites on contact (without external source of heat or ignition) with recognized fuels - contact with these materials, following an ambient or slightly elevated temperature, is often violent and may produce ignition. The state of subdivision may affect the results.
- WARNING: Avoid or control reaction with peroxides. All transition metal peroxides should be considered as potentially explosive. For example transition metal complexes of alkyl hydroperoxides may decompose explosively.
- The pi-complexes formed between chromium(0), vanadium(0) and other transition metals (haloarene-metal complexes) and mono-or poly-fluorobenzene show extreme sensitivity to heat and are explosive.
- Avoid reaction with borohydrides or cyanoborohydrides

For incompatible materials - refer to Section 7 - Handling and Storage.

## Section 11 - TOXICOLOGICAL INFORMATION

COPPER HYDROXIDE

### TOXICITY AND IRRITATION

■ unless otherwise specified data extracted from RTECS - Register of Toxic Effects of Chemical Substances.

TOXICITY	IRRITATION
Oral (None) None: human LD <sub>50</sub> 200 mg/kg	Nil Reported
Oral (rat) LD <sub>50</sub> : 1000 mg/kg	
Dermal (rabbit) LD <sub>50</sub> : >3160 mg/kg	

Oral (quail) LD50: 3400 mg/kg

Oral (duck) LD50: >5000 mg/kg

Inhalation (mammal) LC50: >2000 mg/m<sup>3</sup>

## Section 12 - ECOLOGICAL INFORMATION

Refer to data for ingredients, which follows:

### COPPER HYDROXIDE:

■ Copper is unlikely to accumulate in the atmosphere due to a short residence time for airborne copper aerosols. Airborne coppers, however, may be transported over large distances. Copper accumulates significantly in the food chain.

The toxic effect of copper in the aquatic biota depends on the bio-availability of copper in water which, in turn, depends on its physico-chemical form (i.e. speciation). Bioavailability is decreased by complexation and adsorption of copper by natural organic matter, iron and manganese hydrated oxides, and chelating agents excreted by algae and other aquatic organisms. Toxicity is also affected by pH and hardness. Total copper is rarely useful as a predictor of toxicity. In natural sea water, more than 98% of copper is organically bound and in river waters a high percentage is often organically bound, but the actual percentage depends on the river water and its pH.

Copper exhibits significant toxicity in some aquatic organisms. Some algal species are very sensitive to copper with EC50 (96 hour) values as low as 47 ug/liter dissolved copper whilst for other algal species EC50 values of up to 481 ug/liter have been reported. However many of the reportedly high EC50 values may arise in experiments conducted with a culture media containing copper-complexing agents such as silicate, iron, manganese and EDTA which reduce bioavailability.

■ Toxic effects arising following exposure by aquatic species to copper are typically:

Algae EC50 (96 h)	Daphnia magna LC50 (48-96 h)	Amphipods LC50 (48-96 h)	Gastropods LC50 (48-96 h)	Crab larvae LC50 (48-96 h)
47-481 *	7-54 *	37-183 *	58-112 *	50-100 *

\* ug/liter

Exposure to concentrations ranging from one to a few hundred micrograms per liter has led to sublethal effects and effects on long-term survival. For high bioavailability waters, effect concentrations for several sensitive species may be below 10 ug Cu/liter.

In fish, the acute lethal concentration of copper ranges from a few ug/liter to several mg/liter, depending both on test species and exposure conditions. Where the value is less than 50 ug Cu/liter, test waters generally have a low dissolved organic carbon (DOC) level, low hardness and neutral to slightly acidic pH. Sublethal effects and effects on long-term survival range from exposure to concentrations from one to a few hundred ug/liter. Lower effect concentrations are generally associated with test waters of high bioavailability.

In summary:

Responses expected for high concentration ranges of copper \*

Total dissolved Cu concentration range (ug/liter)	Effects of high availability in water
1-10	Significant effects are expected for diatoms and sensitive invertebrates, notably cladocerans. Effects on fish could be significant in freshwaters with low pH and hardness.
10-100	Significant effects are expected on various species of microalgae, some species of macroalgae, and a range of invertebrates, including crustaceans, gastropods and sea urchins. Survival of sensitive fish will be affected and a variety of fish show sublethal effects.
100-1000	Most taxonomic groups of macroalgae and invertebrates will be severely affected. Lethal levels for most fish species will be reached.
>1000	Lethal concentrations for most tolerant organisms are reached.

\* Sites chosen have moderate to high bioavailability similar to water used in most toxicity tests.

■ In soil, copper levels are raised by application of fertilizer, fungicides, from deposition of highway dusts and from urban, mining and industrial sources. Generally, vegetation rooted in soils reflects the soil copper levels in its foliage. This is dependent upon the bioavailability of copper and the physiological requirements of species concerned.

Typical foliar levels of copper are:

Uncontaminated soils (0.3-250 mg/kg)	Contaminated soils (150-450 mg/kg)	Mining/ smelting soils
6.1-25 mg/kg	80 mg/kg	300 mg/kg

Plants rarely show symptoms of toxicity or of adverse growth effects at normal soil concentrations of copper. Crops are often more sensitive to copper than the native flora, so protection levels for agricultural crops range from 25 mg Cu/kg to several hundred mg/kg, depending on country. Chronic and or acute effects on sensitive species occur at copper levels occurring in some soils as a result of human activities such as copper fertilizer addition, and addition of sludge.

When soil levels exceed 150 mg Cu/kg, native and agricultural species show chronic effects. Soils in the range 500-1000 mg Cu/kg act in a strongly selective fashion allowing the survival of only copper-tolerant species and strains. At 2000 Cu mg/kg most species cannot survive. By 3500 mg Cu/kg areas are largely devoid of vegetation cover. The organic content of the soil appears to be a key factor affecting the bioavailability of copper.

On normal forest soils, non-rooted plants such as mosses and lichens show higher copper concentrations. The fruiting bodies and mycorrhizal sheaths of soil fungi associated with higher plants in forests often accumulate copper to much higher levels than plants at the same site. International Programme on Chemical Safety (IPCS): Environmental Health Criteria 200.

■ Metal-containing inorganic substances generally have negligible vapour pressure and are not expected to partition to air. Once released to surface waters and moist soils their fate depends on solubility and dissociation in water. Environmental processes (such as oxidation and the presence of acids or bases) may transform insoluble metals to more soluble ionic forms. Microbiological processes may also transform insoluble metals to more soluble forms. Such ionic species may bind to dissolved ligands or sorb to solid particles in aquatic or aqueous media. A significant proportion of dissolved/ sorbed metals will end up in sediments through the settling of suspended particles. The remaining metal ions can then be taken up by aquatic organisms.

When released to dry soil most metals will exhibit limited mobility and remain in the upper layer; some will leach locally into ground water and/ or surface water ecosystems when soaked by rain or melt ice. Environmental processes may also be important in changing solubilities. Even though many metals show few toxic effects at physiological pHs, transformation may introduce new or magnified effects.

A metal ion is considered infinitely persistent because it cannot degrade further.

The current state of science does not allow for an unambiguous interpretation of various measures of bioaccumulation.

The counter-ion may also create health and environmental concerns once isolated from the metal. Under normal physiological conditions the counter-ion may be essentially insoluble and may not be bioavailable.

Environmental processes may enhance bioavailability.

- DO NOT discharge into sewer or waterways.

## Section 13 - DISPOSAL CONSIDERATIONS

### Disposal Instructions

All waste must be handled in accordance with local, state and federal regulations.

! Puncture containers to prevent re-use and bury at an authorized landfill.

Legislation addressing waste disposal requirements may differ by country, state and/ or territory. Each user must refer to laws operating in their area. In some areas, certain wastes must be tracked.

A Hierarchy of Controls seems to be common - the user should investigate:

- Reduction
- Reuse
- Recycling
- Disposal (if all else fails)

This material may be recycled if unused, or if it has not been contaminated so as to make it unsuitable for its intended use. Shelf life considerations should also be applied in making decisions of this type. Note that properties of a material may change in use, and recycling or reuse may not always be appropriate.

DO NOT allow wash water from cleaning equipment to enter drains. Collect all wash water for treatment before disposal.

- Recycle wherever possible or consult manufacturer for recycling options.
- Consult Waste Management Authority for disposal.
- Bury residue in an authorized landfill.
- Recycle containers where possible, or dispose of in an authorized landfill.

## Section 14 - TRANSPORTATION INFORMATION

NOT REGULATED FOR TRANSPORT OF DANGEROUS GOODS: DOT, IATA, IMDG

## Section 15 - REGULATORY INFORMATION



### REGULATIONS

**copper hydroxide (CAS: 20427-59-2) is found on the following regulatory lists;**

"Canada Domestic Substances List (DSL)", "OECD Representative List of High Production Volume (HPV) Chemicals", "US DOE Temporary Emergency Exposure Limits (TEELs)", "US Toxic Substances Control Act (TSCA) - Inventory"

## Section 16 - OTHER INFORMATION

### LIMITED EVIDENCE

- Inhalation may produce health damage\*.
- Cumulative effects may result following exposure\*.
- May produce skin discomfort\*.

\* (limited evidence).

*Reasonable care has been taken in the preparation of this information, but the author makes no warranty of merchantability or any other warranty, expressed or implied, with respect to this information. The author makes no representations and assumes no liability for any direct, incidental or consequential damages resulting from its use. For additional technical information please call our toxicology department on +800 CHEMCALL.*

- Classification of the mixture and its individual components has drawn on official and authoritative sources as well as independent review by the Chemwatch Classification committee using available literature references.

A list of reference resources used to assist the committee may be found at:

[www.chemwatch.net/references](http://www.chemwatch.net/references).

- The (M)SDS is a Hazard Communication tool and should be used to assist in the Risk Assessment. Many factors determine whether the

reported Hazards are Risks in the workplace or other settings. Risks may be determined by reference to Exposures Scenarios. Scale of use, frequency of use and current or available engineering controls must be considered.

*This document is copyright. Apart from any fair dealing for the purposes of private study, research, review or criticism, as permitted under the Copyright Act, no part may be reproduced by any process without written permission from CHEMWATCH. TEL (+61 3) 9572 4700.*

Issue Date: Dec-21-2009

Print Date: Sep-21-2010