



# SZABO SCANDIC

Part of Europa Biosite

## Produktinformation



Forschungsprodukte & Biochemikalien



Zellkultur & Verbrauchsmaterial



Diagnostik & molekulare Diagnostik



Laborgeräte & Service

Weitere Information auf den folgenden Seiten!  
See the following pages for more information!



### Lieferung & Zahlungsart

siehe unsere [Liefer- und Versandbedingungen](#)

### Zuschläge

- Mindermengenzuschlag
- Trockeneiszuschlag
- Gefahrgutzuschlag
- Expressversand

### SZABO-SCANDIC HandelsgmbH

Quellenstraße 110, A-1100 Wien

T. +43(0)1 489 3961-0

F. +43(0)1 489 3961-7

[mail@szabo-scandic.com](mailto:mail@szabo-scandic.com)

[www.szabo-scandic.com](http://www.szabo-scandic.com)

[linkedin.com/company/szaboscandic](https://www.linkedin.com/company/szaboscandic) 

## Monosan® DAB Substrate Buffer

**REF** / Cat. No.: MON-APP178 500 ml.

### Instructions for use

#### Intended use

Monosan® DAB Substrate Buffer for use with DAB concentrate from kits MON-APP176 or MON-APP174; pH 7.4 including 0.01 – 0.02 % hydrogenperoxide. This product is for research use only, not for drug, diagnostic or other use.

#### Quality control

We recommend carrying out a positive and a negative control with every staining run. The positive control permits the validation of appropriate processing of the sample. If the negative control has a positive result, this points to unspecific staining. Please refer to the instructions of the detection system for guidance on general quality control procedures.

#### Troubleshooting










If you observe unusual staining or other deviations from the expected results please read these instructions carefully, contact Monosans' technical support or your local distributor. Also refer to the instructions of the detection systems for guidance on general troubleshooting.

#### Bibliography

Elias JM "Immunohistopathology – A practical Approach to Diagnosis" ASCP Press 2003  
Nadji M and Morales AR Ann N.Y. Acad Sci 420:134-9, 1983.

FOR RESEARCH USE ONLY, NOT FOR DRUG, DIAGNOSTIC OR OTHER USE.

Explanation of the symbols on the product label:

	Bestellnummer Catalog Number Reference du catalogue		Chargenbezeichnung Batch Code Code du lot		Reizend Irritant Irritant
	Gesundheitsschädlich Harmful Nocif		Giftig Toxic Toxique		Hersteller / Manufacturer / Fabricant
	Verwendbar bis Use By Utiliser jusque			Monosan® Frontstraat 2c 5405 PB Uden The Netherlands Tel: (+31) 413 251115 Fax: (+31) 413 266605 info@monosan.com www.monosan.com	
	Gebrauchsanweisung beachten Consult Instructions for use Consulter les instructions d'utilisation		Lagerungstemperatur Temperature Limitation Limites de température		