



SZABO SCANDIC

Part of Europa Biosite

Produktinformation



Forschungsprodukte & Biochemikalien



Zellkultur & Verbrauchsmaterial



Diagnostik & molekulare Diagnostik



Laborgeräte & Service

Weitere Information auf den folgenden Seiten!
See the following pages for more information!



Lieferung & Zahlungsart

siehe unsere [Liefer- und Versandbedingungen](#)

Zuschläge

- Mindermengenzuschlag
- Trockeneiszuschlag
- Gefahrgutzuschlag
- Expressversand

SZABO-SCANDIC HandelsgmbH

Quellenstraße 110, A-1100 Wien

T. +43(0)1 489 3961-0

F. +43(0)1 489 3961-7

mail@szabo-scandic.com

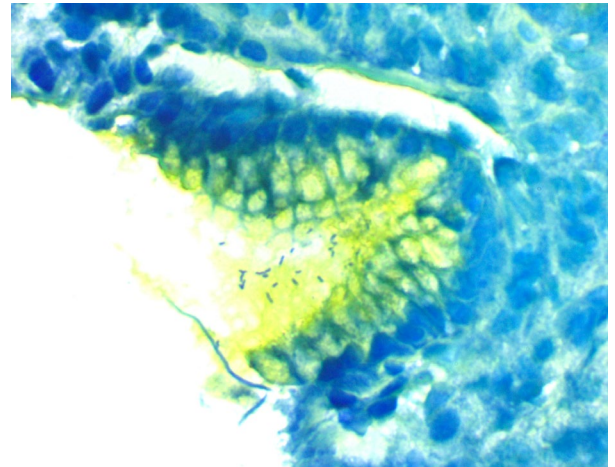
www.szabo-scandic.com

[linkedin.com/company/szaboscandic](https://www.linkedin.com/company/szaboscandic) 

H. Pylori Rapid Stain Kit

Description: The H. Pylori Rapid Stain Kit is designed for demonstrating Helicobacter Pylori infected tissue. Kit may be used on formalin fixed, paraffin-embedded tissue.

Helicobacter Pylori: Blue
Mucin: Yellow
Background: Light Blue



Uses/Limitations: Not to be taken internally.
For In-Vitro Diagnostic use only.
Histological applications.
Do not use if reagents become cloudy.
Do not use past expiration date.
Use caution when handling reagents.
Non-Sterile.

Control Tissue: Helicobacter Pylori infected stomach.

Ordering information regarding individual components on back page!


Kit Contents:

<u>Item #</u>	<u>Kit Contents</u>	<u>Volume</u>	<u>Storage</u>
PAQ500	Periodic Acid Solution	500 ml	2-8°C
SME125	Sodium Metabisulfite Solution	125 ml	18-25°C
ANY125	Alcian Yellow Solution	125 ml	18-25°C
TQF006	Toluidine Blue Solution	6 ml x 2	18-25°C
SHC008	Sodium Hydroxide Solution (3%)	8 ml	18-25°C

Precautions: Avoid contact with skin and eyes.
Harmful if swallowed.
Follow all Federal, State, and local regulations regarding disposal.


Procedure:

1. Deparaffinize sections if necessary and hydrate to distilled water.
2. Incubate slide in Periodic Acid Solution for 10 minutes (**Note: Do Not Reuse Periodic Acid Solution**).
3. Rinse thoroughly in distilled water.
4. Incubate slide in Sodium Metabisulfite Solution for 5 minutes.
5. Rinse thoroughly in distilled water.

Storage: 2° C  25° C

**Mixed Storage Conditions.
Separate Contents.**

Doc: IFU-TemplateMixedStorageev2

 ScyTek Laboratories, Inc.
205 South 600 West
Logan, UT 84321
U.S.A.

CE IVD

EC REP
Emergo Europe
Prinsessegracht 20
2514 AP The Hague, The Netherlands

6. Incubate slide in Alcian Yellow Solution for 5-10 minutes.
7. Rinse slide thoroughly in distilled water. Leave in water until ready for next step.

Prepare Toluidine Blue Working Solution (Immediately prior to use):

Distilled Water	50 ml
Toluidine Blue Solution	20 drops
Sodium Hydroxide Solution	3 drops


8. Incubate slide in freshly prepared Toluidine Blue Working Solution for 3-5 minutes (**Note: Do Not Reuse Toluidine Blue Working Solution**).
9. Rinse thoroughly in distilled water.
10. Dehydrate quickly in 2 changes of absolute alcohol.
11. Clear, and mount in synthetic resin.

References:

1. Leung, K., Gibbon, K.J. A Rapid Staining Method for Helicobacter Pylori in Gastric Biopsies, Journal of Histochemistry, Volume 19, Pages 131-132. 1996
2. Vartanian, R.K., Leung, J.K., Davis, J.E., Kim, Y.B., Owen, D.A. A novel Alcian yellow-toluidine blue (Leung) stain for Helicobacter species: comparison with standard stains, a cost-effectiveness analysis, and supplemental utilities. Modern Pathology, January 1998, Volume 11(1): pages 72-78.


Bulk Reagent Ordering Information and Current Pricing at www.scytek.com

Description:	Catalog #	Volume
Periodic Acid Solution	PAQ250	250 ml
	PAQ500	500 ml
	PAQ999	1000 ml
Sodium Metabisulfite Solution (5%)	SME125	125 ml
	SME500	500 ml
	SME999	1000 ml
Alcian Yellow Solution	ANY125	125 ml
	ANY500	500 ml
	ANY999	1000 ml
Toluidine Blue Solution	TQF125	125 ml
	TQF500	500 ml
	TQF999	1000 ml
Sodium Hydroxide Solution (3%)	SHC125	125 ml
	SHC500	500 ml
	SHC999	1000 ml

Storage: 2° C  25° C

**Mixed Storage Conditions.
Separate Contents.**

Doc: IFU-TemplateMixedStorageev2



ScyTek Laboratories, Inc.
205 South 600 West
Logan, UT 84321
U.S.A.

CE IVD

EC REP

Emergo Europe
Prinsessegracht 20
2514 AP The Hague, The Netherlands