



SZABO SCANDIC

Part of Europa Biosite

Produktinformation



Forschungsprodukte & Biochemikalien



Zellkultur & Verbrauchsmaterial



Diagnostik & molekulare Diagnostik



Laborgeräte & Service

Weitere Information auf den folgenden Seiten!
See the following pages for more information!



Lieferung & Zahlungsart

siehe unsere [Liefer- und Versandbedingungen](#)

Zuschläge

- Mindermengenzuschlag
- Trockeneiszuschlag
- Gefahrgutzuschlag
- Expressversand

SZABO-SCANDIC HandelsgmbH

Quellenstraße 110, A-1100 Wien

T. +43(0)1 489 3961-0

F. +43(0)1 489 3961-7

mail@szabo-scandic.com

www.szabo-scandic.com

[linkedin.com/company/szaboscandic](https://www.linkedin.com/company/szaboscandic) 

Citrate Buffer (10x) HIER Solution (pH 6.0)

Description: Citrate Buffer (10X) HIER Solution (pH 6.0) is a unique citrate buffer designed to significantly enhance immunohistochemical staining with many commercially available primary antibodies. Diluted 1:10 with deionized or distilled water, this product is easy to use and highly effective.

Uses/Limitations: Not to be taken internally.
For In-Vitro Diagnostic use only.
Do not use if reagent becomes cloudy.
Do not use past expiration date.
Use caution when handling reagents.
Non-Sterile

Availability:


<u>Item #</u>	<u>Volume</u>
CBB500	500 ml
CBB999	1000 ml
CBB-20000	20 liters


Storage: Store at 18-25°C.

Precautions: Avoid contact with skin and eyes.
Harmful if swallowed.
Follow all Federal, State, and local regulations regarding disposal.

Procedure:


1. Rehydrate tissue slides.
2. In a plastic Coplin jar, add 5ml of Citrate Buffer and 45ml of distilled/DI water.
3. Loosely cap the coplin jar and place in a vegetable steamer for 15 minutes to heat solution (Prior to submersion of slides).
4. Using tongs, remove the coplin jar from the steamer. Carefully remove cap and submerge slides. Recap loosely and return jar to steamer.
5. Steam for 20 minutes. Allow jar with solution and slides to cool to room temperature.
6. Remove slides and rinse in several changes of distilled/DI water, followed by buffered saline.
7. Continue with staining according to protocol.

Storage: 18° C  25° C



ScyTek Laboratories, Inc.
205 South 600 West
Logan, UT 84321
U.S.A.

CE 

 EmergoEurope (31)(0) 70 345-8570
Molsnstraat 15
2513 BH Hague, The Netherlands