



# SZABO SCANDIC

Part of Europa Biosite

## Produktinformation



Forschungsprodukte & Biochemikalien



Zellkultur & Verbrauchsmaterial



Diagnostik & molekulare Diagnostik



Laborgeräte & Service

Weitere Information auf den folgenden Seiten!  
See the following pages for more information!



### Lieferung & Zahlungsart

siehe unsere [Liefer- und Versandbedingungen](#)

### Zuschläge

- Mindermengenzuschlag
- Trockeneiszuschlag
- Gefahrgutzuschlag
- Expressversand

### SZABO-SCANDIC HandelsgmbH

Quellenstraße 110, A-1100 Wien

T. +43(0)1 489 3961-0

F. +43(0)1 489 3961-7

[mail@szabo-scandic.com](mailto:mail@szabo-scandic.com)

[www.szabo-scandic.com](http://www.szabo-scandic.com)

[linkedin.com/company/szaboscandic](https://www.linkedin.com/company/szaboscandic) 

# Michel's Transport Wash Buffer

**Description:** This reagent is intended for use as a wash buffer for Michel's Transport Fluid. Michel's Transport Fluid is intended for use as a transport media of specimens (such as renal biopsies and lymph nodes) for immunofluorescence studies. Samples may remain in media for up to 5 days at room temperature. This reagent is not a fixative and is not suitable for transporting live cells for flow cytometry. Prior to processing, specimens should be washed in 3 changes of Michel's Transport Wash Buffer for 10 minutes each.

**Uses/Limitations:** Not to be taken internally.  
For In-Vitro Diagnostic use only.  
Histological applications.  
Do not use if reagents become cloudy.  
Do not use past expiration date.  
Use caution when handling reagents.  
Non-Sterile.



**Ordering Information and Current Pricing at [www.scytek.com](http://www.scytek.com)**

| Availability: | Item #    | Volume    |
|---------------|-----------|-----------|
|               | MTW125    | 125 ml    |
|               | MTW500    | 500 ml    |
|               | MTW999    | 1000 ml   |
|               | MTW-10000 | 10 Liters |
|               | MTW-20000 | 20 Liters |

**Storage:** Store at 2-8°C.


**Precautions:** Avoid contact with skin and eyes.  
Harmful if swallowed.  
Follow all Federal, State, and local regulations regarding disposal.


**Procedure:**

1. Pour Michel's Transport Wash Buffer into appropriate sized container.
2. Remove specimen from Michel's Transport Fluid (Zeus Medium) and place in container of Michel's Transport Wash Buffer.
3. Add enough additional Wash Buffer (if required) to completely cover specimen and allow to set for 10 minutes.
4. Pour Wash Buffer out and refill a second time for an additional 10 minutes.
5. Pour Wash Buffer out and refill a third time for an additional 10 minutes.
6. Pour Wash Buffer out and proceed with immunofluorescence as usual.


**References:**

1. Vaughn Jones, S.A., et al. The use of Michel's transport medium for immunofluorescence and immunoelectron microscopy in autoimmune bullous diseases. *Journal of Cutaneous Pathology*, 1995 August; 22(4): pages 365-370.

Storage: 2° C  8° C

 ScyTek Laboratories, Inc.  
205 South 600 West  
Logan, UT 84321  
U.S.A.

 EmergoEurope (31)(0) 70 345-8570  
Molsnstraat 15  
2513 BH Hague, The Netherlands