



SZABO SCANDIC

Part of Europa Biosite

Produktinformation



Forschungsprodukte & Biochemikalien



Zellkultur & Verbrauchsmaterial



Diagnostik & molekulare Diagnostik



Laborgeräte & Service

Weitere Information auf den folgenden Seiten!
See the following pages for more information!



Lieferung & Zahlungsart

siehe unsere [Liefer- und Versandbedingungen](#)

Zuschläge

- Mindermengenzuschlag
- Trockeneiszuschlag
- Gefahrgutzuschlag
- Expressversand

SZABO-SCANDIC HandelsgmbH

Quellenstraße 110, A-1100 Wien

T. +43(0)1 489 3961-0

F. +43(0)1 489 3961-7

mail@szabo-scandic.com

www.szabo-scandic.com

[linkedin.com/company/szaboscandic](https://www.linkedin.com/company/szaboscandic) 

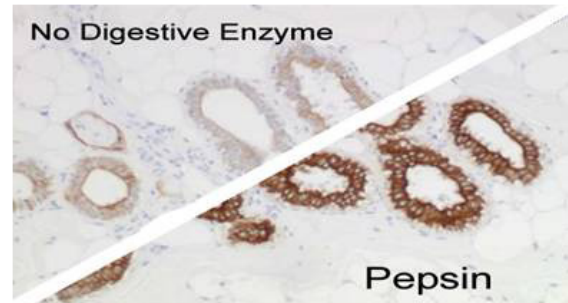
Pepsin, Stabilized Solution

Description: Pepsin is a commonly used digestive enzyme for improving the intensity of immunohistochemical procedures. This product is provided as a single component, ready-to-use solution.

Uses/Limitations: Not to be taken internally.
For In-Vitro Diagnostic use.
Histological applications.
Do not use if reagents become cloudy.
Do not use past expiration date.
Use caution when handling reagents.
Non-Sterile.

Control Tissue: Any FFPE tissue.

Ordering Information and Current Pricing at www.scytek.com




Availability:	Item #	Volume
	PSS060	60ml
	PSS125	125ml
	PSS500	500 ml
	PSS999	1000ml


Storage: Store at 2-8°C.

Precautions: Avoid contact with skin and eyes.
Harmful if swallowed.
Follow all Federal, State, and local regulations regarding disposal.

Procedure:

1. Rehydrate tissue slides.
2. Apply adequate Pepsin, Stabilized Solution to cover tissue section and incubate at 37°C for 10 minutes. Note: Do Not allow tissue to dry out during incubation procedure.
3. Rinse 2 times in buffer.
4. Proceed with immunostaining procedure.

Storage: 2° C  8° C



ScyTek Laboratories, Inc.
205 South 600 West
Logan, UT 84321
U.S.A.

CE 

EC REP
Emergo Europe
Molenstraat 15
2513 BH Hague, The Netherlands