



SZABO SCANDIC

Part of Europa Biosite

Produktinformation



Forschungsprodukte & Biochemikalien



Zellkultur & Verbrauchsmaterial



Diagnostik & molekulare Diagnostik



Laborgeräte & Service

Weitere Information auf den folgenden Seiten!
See the following pages for more information!



Lieferung & Zahlungsart

siehe unsere [Liefer- und Versandbedingungen](#)

Zuschläge

- Mindermengenzuschlag
- Trockeneiszuschlag
- Gefahrgutzuschlag
- Expressversand

SZABO-SCANDIC HandelsgmbH

Quellenstraße 110, A-1100 Wien

T. +43(0)1 489 3961-0

F. +43(0)1 489 3961-7

mail@szabo-scandic.com

www.szabo-scandic.com

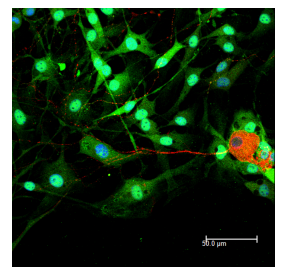
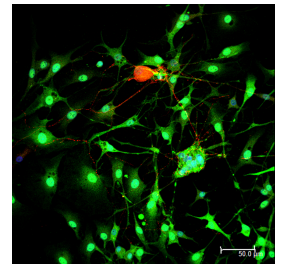
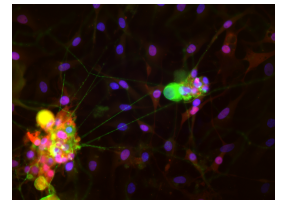
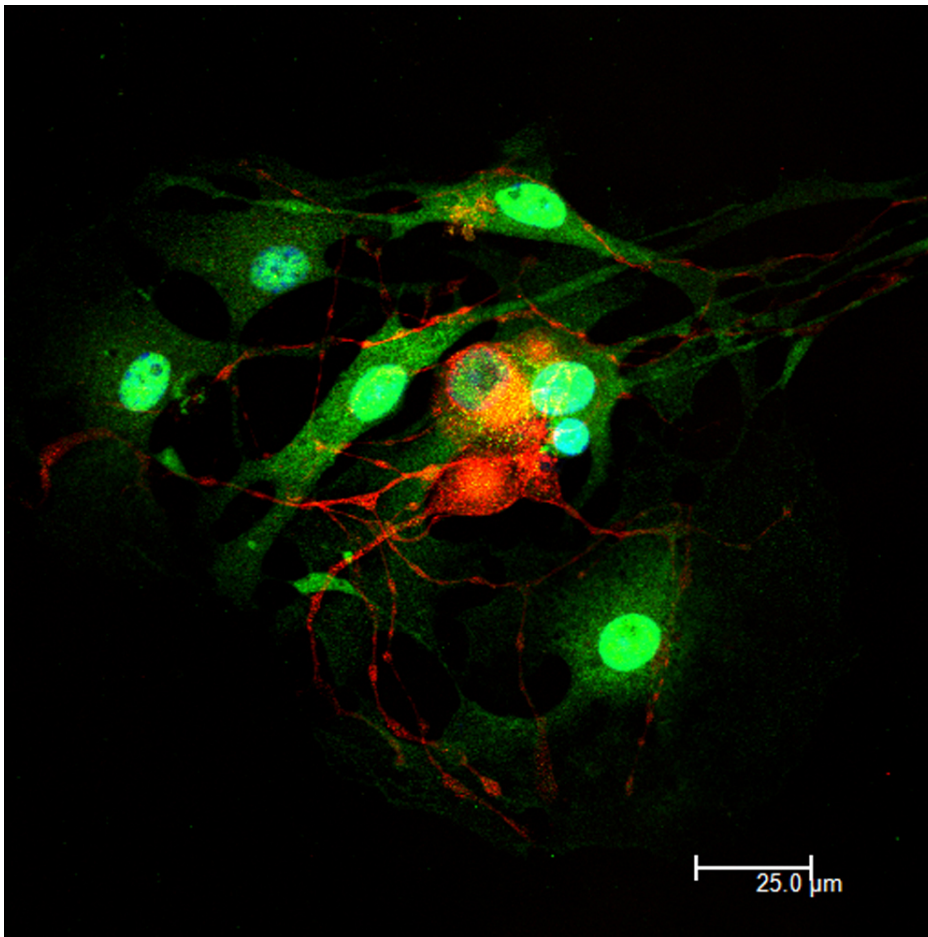
[linkedin.com/company/szaboscandic](https://www.linkedin.com/company/szaboscandic) 

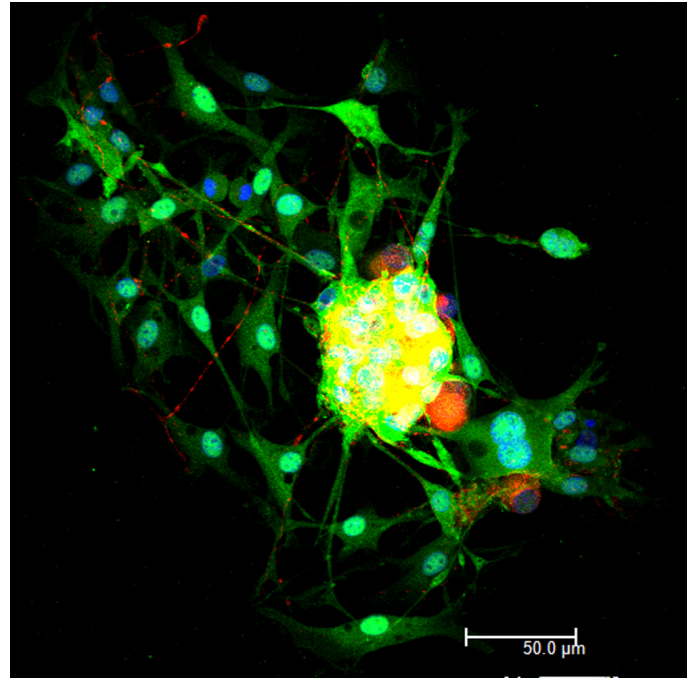
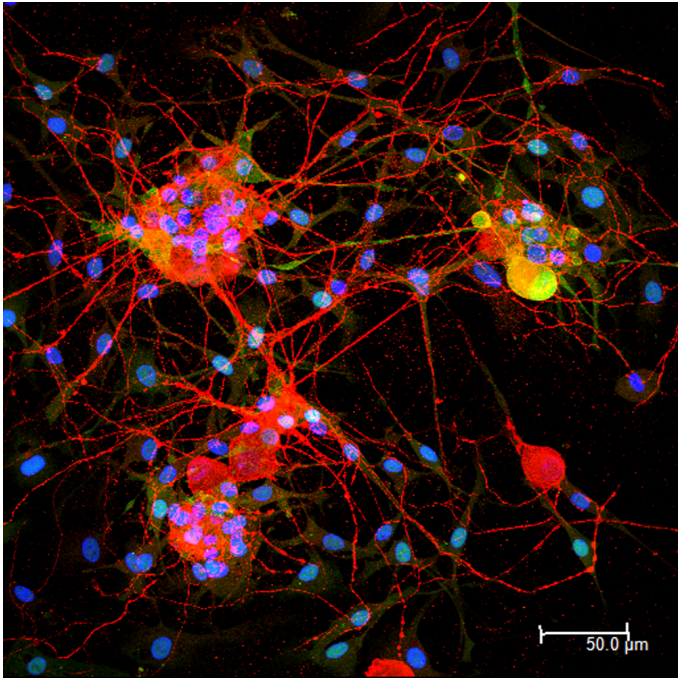


Goat Anti-Rabbit IgG Antibody (H+L), DyLight™ 549

DI-1549-1.5

Product Images





Short Description

DyLight 549 Goat Anti-Rabbit IgG Antibody can be used for immunofluorescence and other applications. Optimal F/P ratios have been established for each conjugate to ensure maximum fluorescence with minimal background staining.

Features:

- Recognizes both heavy and light chains (H+L)
- Optimally labeled with DyLight™ 549 to provide the brightest label for fluorescence microscopy
- Supplied in solution
- Excitation: 556 nm
- Emission: 571 nm
- Color: Orange

Additional Information

Unit Size	1.5 mg
Applications	Immunofluorescence, In situ hybridization, Blotting Applications, Flow Cytometry/Cell Separation
Concentration	1.5 mg active conjugate/ml
Recommended Storage	2-8 °C
Solution	10 mM HEPES, 0.15 M NaCl, pH 7.5, 0.08% sodium azide.
Maximum Emission	571 nm
Maximum Excitation	556 nm
Recommended Usage	Recommended concentration range for use 5-20 µg/ml. If this antibody is to be used in tissues which may contain cross-reacting endogenous immunoglobulins, dilution of this antibody may be made in buffers containing 2% normal serum from the same species as the tissue.
Target Species	Rabbit
Conjugate	DyLight 549
Color of Fluorescence	Orange
Host Species	Goat
Format	Concentrate

