



SZABO SCANDIC

Part of Europa Biosite

Produktinformation



Forschungsprodukte & Biochemikalien



Zellkultur & Verbrauchsmaterial



Diagnostik & molekulare Diagnostik



Laborgeräte & Service

Weitere Information auf den folgenden Seiten!
See the following pages for more information!



Lieferung & Zahlungsart

siehe unsere [Liefer- und Versandbedingungen](#)

Zuschläge

- Mindermengenzuschlag
- Trockeneiszuschlag
- Gefahrgutzuschlag
- Expressversand

SZABO-SCANDIC HandelsgmbH

Quellenstraße 110, A-1100 Wien

T. +43(0)1 489 3961-0

F. +43(0)1 489 3961-7

mail@szabo-scandic.com

www.szabo-scandic.com

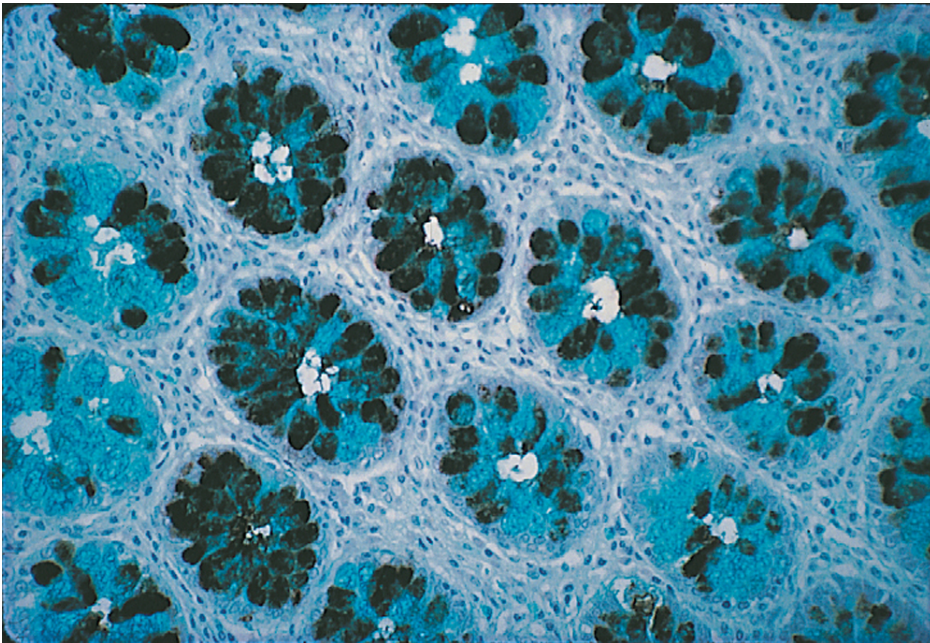
[linkedin.com/company/szaboscandic](https://www.linkedin.com/company/szaboscandic) 



Dolichos Biflorus Agglutinin (DBA), Fluorescein

FL-1031

Product Images



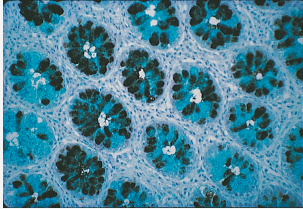
Short Description

Dolichos biflorus agglutinin has a carbohydrate specificity toward α -linked *N*-acetylgalactosamine. It has been used to establish secretor status in blood group A individuals by hemagglutination inhibition techniques and for blood typing. This lectin has also been used as a general marker of developing renal collecting ducts.

Fluorescein labeled *Dolichos biflorus* agglutinin has an appropriate number of fluorochromes bound to provide the optimum staining characteristics for this lectin. This conjugate is supplied essentially free of unconjugated fluorochromes. The excitation maximum is at 495 nm and the emission maximum is at 515 nm.

Additional Information

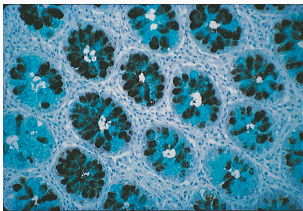
Unit Size	2 mg, 5 mg
Applications	Immunofluorescence, Glycobiology
Recommended Usage	The recommended concentration range for use is 5-20 μ g/ml.
Recommended Storage	2-8 $^{\circ}$ C
Maximum Excitation	495-500 nm
Maximum Emission	514-521 nm
Solution	10 mM HEPES, 0.15 M NaCl, pH 7.5, 0.08% sodium azide, 0.1 mM CaCl_2
Concentration	FL-1031-2 (2 mg active conjugate/ml) FL-1031-5 (5 mg active conjugate/ml)
Conjugate	Fluorescein
Color of Fluorescence	Green
Sugar Specificity	N-Acetylgalactosamine



Dolichos Biflorus Agglutinin (DBA), Fluorescein

This lectin has a carbohydrate specificity toward α -linked *N*-acetylgalactosamine. It has been used to establish secretor status in blood group A individuals by hemagglutination inhibition techniques and for blood typing. This lectin has also been used as a general marker of developing renal collecting ducts.

Fluorescein labeled *Dolichos biflorus* agglutinin has an appropriate number of fluorochromes bound to provide the optimum staining characteristics for this lectin. This conjugate is supplied essentially free of unconjugated fluorochromes. The excitation maximum is at 495 nm and the emission maximum is at 515 nm.



Dolichos Biflorus Agglutinin (DBA), Fluorescein

This lectin has a carbohydrate specificity toward α -linked *N*-acetylgalactosamine. It has been used to establish secretor status in blood group A individuals by hemagglutination inhibition techniques and for blood typing. This lectin has also been used as a general marker of developing renal collecting ducts.

Fluorescein labeled *Dolichos biflorus* agglutinin has an appropriate number of fluorochromes bound to provide the optimum staining characteristics for this lectin. This conjugate is supplied essentially free of unconjugated fluorochromes. The excitation maximum is at 495 nm and the emission maximum is at 515 nm.

