



SZABO SCANDIC

Part of Europa Biosite

Produktinformation



Forschungsprodukte & Biochemikalien



Zellkultur & Verbrauchsmaterial



Diagnostik & molekulare Diagnostik



Laborgeräte & Service

Weitere Information auf den folgenden Seiten!
See the following pages for more information!



Lieferung & Zahlungsart

siehe unsere [Liefer- und Versandbedingungen](#)

Zuschläge

- Mindermengenzuschlag
- Trockeneiszuschlag
- Gefahrgutzuschlag
- Expressversand

SZABO-SCANDIC HandelsgmbH

Quellenstraße 110, A-1100 Wien

T. +43(0)1 489 3961-0

F. +43(0)1 489 3961-7

mail@szabo-scandic.com

www.szabo-scandic.com

[linkedin.com/company/szaboscandic](https://www.linkedin.com/company/szaboscandic) 



ZYMO RESEARCH

DNA
Purification
Made Simple

Genomic DNA Clean & Concentrator[®]-10

For recovery of ultra-pure, large-sized DNA from any enzymatic reaction or impure preparation.

Highlights

- Quick (5 minute) spin column recovery of large-sized DNA (e.g., genomic, mitochondrial, plasmid (BAC/PAC), viral, phage, (wga) DNA, etc.) from any enzymatic reaction or impure preparation (e.g., Proteinase K digestion). No messy precipitations!
- Unique spin column for low volume ($\geq 10 \mu\text{l}$) elution of ultra-pure, high-yield DNA.
- Eluted DNA is ideal for PCR, restriction endonuclease digestion, Sanger and Next-Gen sequencing, etc.

Catalog Numbers:
D4010, D4011



Scan with your smart-phone camera to view the online protocol/video.



tech@zymoresearch.com



www.zymoresearch.com



Toll Free: (888) 882-9682

Table of Contents

Product Contents	01
Specifications	02
Product Description	03
Formats	04
Applications	04
Protocol	05
Buffer Preparation.....	05
Sample Processing.....	05
Appendix	06
Isolated DNA stored in DNA/RNA Shield ..	06
RNase A Treatment.....	06
Troubleshooting	07
Ordering Information	08
Complete Your Workflow	09
Notes	10
Guarantee	13

Product Contents

Genomic DNA Clean & Concentrator®-10	D4010 (25 Preps.)	D4011 (100 Preps.)	Storage Temperature
ChIP DNA Binding Buffer	50 ml	2 x 50 ml	Room Temp.
DNA Wash Buffer ¹	6 ml	24 ml	Room Temp.
DNA Elution Buffer	1 ml	4 ml	Room Temp.
Zymo-Spin™ IC-XL Columns	25	100	Room Temp.
Collection Tubes	50	100	Room Temp.
Instruction Manual	1	1	-

¹ Ethanol must be added prior to use as indicated on the **DNA Wash Buffer** label.

Specifications

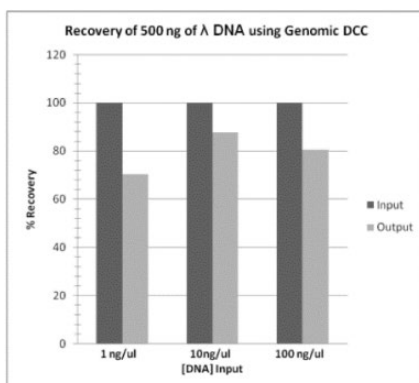
- **DNA Purity** – High-quality ($A_{(260/280)} \geq 1.8$) high molecular weight DNA ideal for ligation, sequencing, labeling, PCR, microarray, transfection, transformation, and restriction digestion procedures.
- **DNA Size Limits** – Capable of purifying small DNA fragments >50 bp and large sized DNAs >200 kb.
- **DNA Recovery** – Typically, up to 10 μg total DNA per column can be eluted into as $\geq 10 \mu\text{l}$ of low salt **DNA Elution Buffer** or water. Recovery of DNA ranges from 70-95%.
- **Sample Sources** – DNA from impure preparations of genomic DNA (e.g., Proteinase K digestions), plasmid DNA (including BAC), viral DNA, and whole genome amplified (wga) DNA. Can also be used for the purification of low molecular weight DNA (50 bp to 10 kb) from PCR, endonuclease digestion, post-RT cDNA synthesis, etc. Suitable for isolated DNA stored in DNA/RNA Shield (page 6).
- **Product Detergent Tolerance** – $\leq 5\%$ Triton X-100, $\leq 5\%$ Tween-20, $\leq 5\%$ Sarkosyl, $\leq 1\%$ SDS.

Product Description

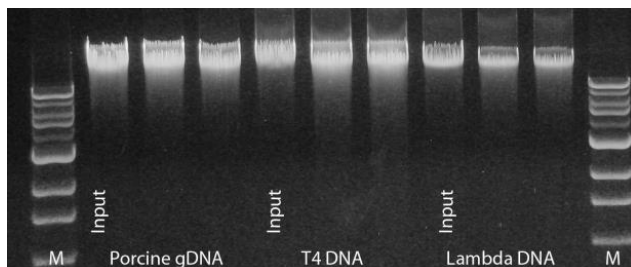
The **Genomic DNA Clean & Concentrator[®]-10 (DCC[™])** is for the quick (5 minute) recovery of ultra-pure, large-sized DNA (e.g., genomic, mitochondrial, plasmid (BAC/PAC), viral, phage, (wga) DNA, etc.) from any enzymatic reaction or impure preparation (e.g., Proteinase K digestion). There is no need for organic denaturants, chloroform, or messy precipitations: simply add the specially formulated **ChIP DNA Binding Buffer** to a sample and then transfer the mixture to the supplied **Zymo-Spin[™] Column**. Eluted DNA is suitable for sequencing, PCR, endonuclease digestion, and other enzymatic procedures. The product is also compatible with smaller DNAs (50 bp to 10 kb) from PCR, digestions, crude plasmid preparations, cDNA synthesis, etc.



Five-minute **Genomic DCC[®]-10** procedure.






Lambda phage DNA (48.5 kb) is effectively recovered from various concentrations of starting material using the **Genomic DCC[®]**.



High molecular weight DNA is efficiently purified using the Genomic DCC[®]-10. Porcine gDNA (~35-50 kb), T4 phage DNA (170 kb), and lambda phage DNA (48.5 kb) were purified (in duplicate) from input material using the **Genomic DCC[®]**. Eluted DNAs were analyzed in a 0.8% (w/v) TAE/agarose/EtBr gel. The size marker "M" is a 1 kb ladder (Zymo Research).

Formats

	Genomic DCC™-10	Genomic DCC™-25	ZR-96 Genomic DCC™-5
			
Column	Zymo-Spin™ IC-XL	Zymo-Spin™ IIC-XL	Zymo-Spin™ I-96-XL
Capacity	10 µg/ prep.	25 µg/ prep.	5 µg/ prep.
Elution	≥ 10 µl	≥ 35 µl	≥ 15 µl

Applications

Post-PCR DNA Clean-up	Efficient desalting of DNA with the removal of DNA polymerases, primers, and free dNTPs.
DNA Clean-up From Enzymatic Reactions	Efficient desalting of DNA with the removal of modifying enzymes, RNA polymerases, ligases, kinases, nucleases, phosphatases, endonucleases, <i>etc.</i>
Plasmid DNA Clean-up	Efficiently purifies plasmid DNA from “home-made” preparations of cell free lysates or from commercial kits. Plasmid DNA purified and concentrated using the Genomic DCC® has proven an excellent substrate for high quality DNA sequencing.
Isotope and Dye Removal	Efficiently removes unincorporated fluorescent (<i>i.e.</i> , AMCA, FITC, BIO, DIG, Cy3, Cy5, FAM, <i>etc.</i>) and radiolabeled dNTP derivatives from DNA following <i>in vitro</i> labeling reactions.
Genomic DNA Clean-Up	Efficiently purifies genomic DNA from “home-made” preparations of cell free lysates or from commercial kits. Genomic DNA purified and concentrated using the Genomic DCC® has proven an excellent substrate for high quality DNA sequencing.

- ✓ For purification of DNA from 50 bp to 23 kb, use the **DNA Clean & Concentrator (D4003 & D4013)**.
- ✓ For purification of short DNA or RNA oligonucleotides ≥ 16 nt, use the **Oligo Clean & Concentrator (D4060, D4061)**.
- ✓ For ChIP (Chromatin Immunoprecipitation) sample cleanup, use the **ChIP DNA Clean & Concentrator® (D5201, D5205)** for high quality DNA from any step in a standard ChIP protocol.
- ✓ For post-cycle sequencing samples, use the **ZR Sequencing DNA Clean-up Kit™ (D4050, D4051)** for dye blob elimination.
- ✓ For samples containing PCR inhibitors, use the **OneStep™ PCR Inhibitor Removal Kit (D6030, D6035)**.

Protocol

Buffer Preparation

- ✓ **Before starting:** Add 24 ml 100% ethanol (26 ml 95% ethanol) to the 6 ml **DNA Wash Buffer** concentrate. Add 96 ml 100% ethanol (104 ml 95% ethanol) to the 24 ml **DNA Wash Buffer** concentrate.

Sample Processing

All centrifugation steps should be performed between 10,000 - 16,000 x g.

1. In a 1.5 ml microcentrifuge tube, add 2-5 volumes of **ChIP DNA Binding Buffer** to each volume of DNA sample¹ (see table below). Mix thoroughly.

Application	DNA Binding Buffer : Sample	Example
Plasmid, genomic DNA (>2 kb)	2 : 1	200 µl : 100 µl
PCR product, DNA fragment	5 : 1	500 µl : 100 µl

2. Transfer mixture to a provided **Zymo-Spin™ IC-XL Column**² in a **Collection Tube**.
3. Centrifuge for 30 seconds. Discard the flow-through.
4. Add 200 µl **DNA Wash Buffer** to the column. Centrifuge for 1 minute. Repeat the wash step.
5. Add ≥ 10 µl **DNA Elution Buffer**³ or water⁴ directly to the column matrix and incubate at room temperature for one minute. Transfer the column to a 1.5 ml microcentrifuge tube and centrifuge at for 30 seconds to elute the DNA.

Ultra-pure DNA is now ready for use.

¹ It may be necessary to add RNase A to cell lysates prior to performing the procedure to ensure RNA-free DNA will be recovered in Step 5.

² The sample capacity of the column is 1 ml. It may be necessary to load and spin a column multiple times if a sample has a volume larger than 1 ml.

³ **DNA Elution Buffer:** 10 mM Tris-HCl, pH 8.5, 0.1 mM EDTA

⁴ Elution of DNA from the column is dependent on pH and temperature. If water is used, make sure the pH is >6.0. The total yield may be improved by eluting the DNA with 60-70°C **DNA Elution Buffer**.

Appendix

Isolated DNA stored in DNA/RNA Shield

*For previously isolated/purified DNA stored in **DNA/RNA Shield**, use the following protocol to recover ultra-pure DNA, ready for downstream applications.*

1. If frozen, thaw samples¹ at room temperature (20-30°C).
2. Add an equal volume of ethanol (95-100%) to the sample and mix well.
3. Continue with Step 2 of the Sample Processing Protocol on page 5.

RNase A Treatment

Dissolve RNase A (E1008-30), sold separately, in DNase/RNase-free water or TE to a stock concentration of 10 mg/ml.

1. Add enough 10 mg/ml RNase A to the sample for a final concentration of 10-100 µg/mL and mix well.
2. Incubate at room temperature for 15 minutes.
3. Continue with step 1 of the Sample Processing protocol on page 5.

¹ Adjust the sample volume to 50 µl (minimum) with **DNA/RNA Shield**.

Troubleshooting

Problem	Possible Causes and Suggested Solutions
Low Recovery	<p>Improperly Prepared/Stored DNA Wash Buffer. Make sure ethanol has been added to the DNA Wash Buffer concentrate. Cap the bottle tightly to prevent evaporation over time.</p> <p>Addition of DNA Elution Buffer. Add elution buffer directly to the column matrix, not to the walls of the column. Elution buffer requires contact with the matrix for at least 1 minute for large DNA ≥ 10 kb.</p> <p>Incomplete Elution. DNA elution is dependent on pH, temperature, and time. For large genomic DNA (≥ 50 kb), apply heated elution buffer (60-70 °C) to the column and incubate for several minutes prior to elution. Sequential elutions may be performed for quantitatively higher recovery but lower final DNA concentration. This is recommended for DNA ≥ 10 kb.</p>
Low A_{260}/A_{230} ratio	<p>Column tip contaminated. When removing the column from the collection tube, be careful that the tip of the column does not come into contact with the flowthrough. Trace amounts of salt from the flowthrough can contaminate a sample resulting in a low A_{260}/A_{230} ratio. Ethanol contamination from the flowthrough can also interfere with DNA elution. Zymo-Spin™ columns are designed for complete elution with no buffer retention or carryover.</p>
Following Clean-up with DCC®, Multiple Bands Appear in an Agarose Gel	<p>Acidification of DNA Loading Dye. Most loading dyes do not contain EDTA and will acidify ($\text{pH} \leq 4$) over time due to some microbial growth. This low pH is enough to cause DNA degradation. Therefore, if water is used to elute the DNA, 6X Loading Dye containing 1 mM EDTA is recommended.</p>

Ordering Information

Product Description	Catalog No.	Size
Genomic DNA Clean & Concentrator®-10 (for purification of up to 10 µg genomic DNA per prep.)	D4010 D4011	25 Preps. 100 Preps.
Genomic DNA Clean & Concentrator®-25 (for purification of up to 25 µg genomic DNA per prep.)	D4064 D4065	25 Preps. 100 Preps.
ZR-96 Genomic DNA Clean & Concentrator®-5 (for 96-well purification of up to 5 µg genomic DNA per well)	D4066 D4067	2 x 96 Preps. 4 x 96 Preps.

Individual Kit Components	Catalog No.	Amount
Chip DNA Binding Buffer	D5201-1-50	50 ml
DNA Wash Buffer (concentrate)	D4003-2-6 D4003-2-24	6 ml 24 ml
DNA Elution Buffer	D3004-4-1 D3004-4-4	1 ml 4 ml
Collection Tubes	C1001-50 C1001-500 C1001-1000	50 Pack 500 Pack 1000 Pack
Zymo-Spin™ IC-XL Columns	C1002-25 C1002-50	25 Pack 50 Pack

Complete Your DNA Methylation Workflow

✓ Rapid Method for Complete Bisulfite Conversion of DNA

EZ DNA Methylation Kits	Size	Catalog No.
EZ DNA Methylation-Lightning Kit	50 Rxns. 200 Rxns.	D5030 D5031
EZ-96 DNA Methylation-Lightning Kit	2x96 Rxns. (Deep-Well) 2x96 Rxns. (Shallow-Well)	D5032 D5033
EZ DNA Methylation-Lightning Automation Kit	96 Rxns.	D5049
EZ-96 DNA Methylation Lightning MagPrep	4 X 96 Rxns. 8 X 96 Rxns.	D5046 D5047

✓ Innovative Solutions for Next Generation Sequencing

Library Prep Kits	Size	Catalog No.
Zymo-Seq WGBS Library Kit	24 Preps.	D5465
Pico Methyl-Seq Library Prep Kit	10 Preps. 25 Preps.	D5455 D5456
Zymo-Seq RRBS Library Kit	24 Preps. 48 Preps.	D5460 D5461

✓ Optimal Amplification of Bisulfite-Treated DNA

ZymoTaq Polymerase	Size	Catalog No.
ZymoTaq Premix	50 Rxns. 200 Rxns.	E2003 E2004
ZymoTaq DNA Polymerase	50 Rxns. 200 Rxns.	E2001 E2002
ZymoTaq qPCR Premix	50 Rxns. 200 Rxns.	E2054 E2055

✓ Industry Leading Tools for Assessing Your DNA Methylation Workflow

DNA Methylation Standards	Size	Catalog No.
Human Methylated & Non-methylated DNA Set	5 µg/20 µl	D5014
Universal Methylated DNA Standard	Human Mouse	D5011 D5012
Bisulfite-Converted Universal Methylated Human DNA Standard	1 µg/50 µl	D5015
Human Methylated & Non-Methylated (WGA) DNA Set	5 µg/20 µl	D5013



**100% satisfaction guarantee on all Zymo Research products,
or your money back.**

Zymo Research is committed to simplifying your research with quality products and services. If you are dissatisfied with this product for any reason, please call 1(888) 882-9682.

Integrity of kit components is guaranteed for up to one year from date of purchase. Reagents are routinely tested on a lot-to-lot basis to ensure they provide the highest performance and reliability.

This product is for research use only and should only be used by trained professionals. It is not for use in diagnostic procedures. Some reagents included with this kit are irritants. Wear protective gloves and eye protection. Follow the safety guidelines and rules enacted by your research institution or facility.

™ Trademarks of Zymo Research Corporation



ZYMO RESEARCH

The **BEAUTY** of **SCIENCE** is to Make Things **SIMPLE**®



tech@zymoresearch.com



www.zymoresearch.com



Toll Free: (888) 882-9682